

Introduction

This report covers the status of SHG Performance Indicators as at 31st December 2022 – summarising **Quarter 3 (period October to December 2022)**.

The delivery of SHG Goals and Objectives is monitored centrally using a total of 152 performance indicators relevant to the six SHG Strategy & Delivery Plans for the current financial year 2022/23. Directors are responsible for ensuring the submission of progress reports and supporting evidence in accordance with the agreed reporting cycle as set out in the table below.

| PORTFOLIO DIRECTORATE | REPORTING CYCLE | | | | | OVERALL TOTAL |
|---|-----------------|-----------|------------------------|---------------|----------|-------------------------------------|
| | MONTHLY | QUARTERLY | QUARTERLY/ ANNUALLY | 6- MONTHLY | ANNUALLY | |
| Central Support Services: IT Performance Statistics Press Office Human Resources Transport | 1 | 27 | | 2 | 7 | 37 |
| Education, Skills & Employment | | 4 | | 7 | 7 | 18 |
| Environment, Natural Resources and Planning | | 3 | | 9 | 3 | 15 |
| Health & Social Care: Health Social Care | 2 | 5 14 | 1 | 2 | 7 | 17 14 31 |
| Safety, Security & Home Affairs: Police & Immigration HM Customs | | 22 | | | 14 | 36 |
| Treasury, Infrastructure & | | 6 | | | 9 | 15 |

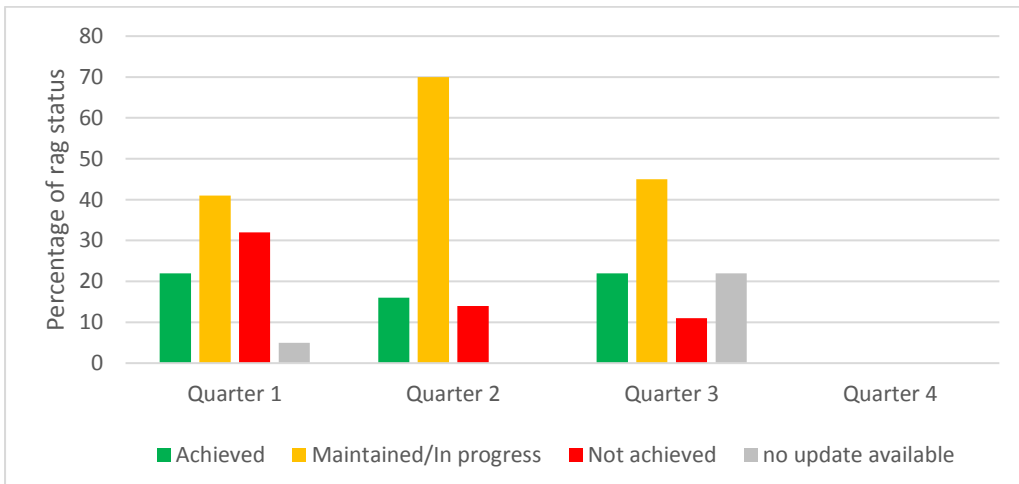
SUMMARY PERFORMANCE REPORT

| | | | | | | |
|--------------------------------|----------|-----------|----------|-----------|-----------|------------|
| Sustainable Development | | | | | | |
| TOTAL | 3 | 91 | 1 | 22 | 47 | 152 |

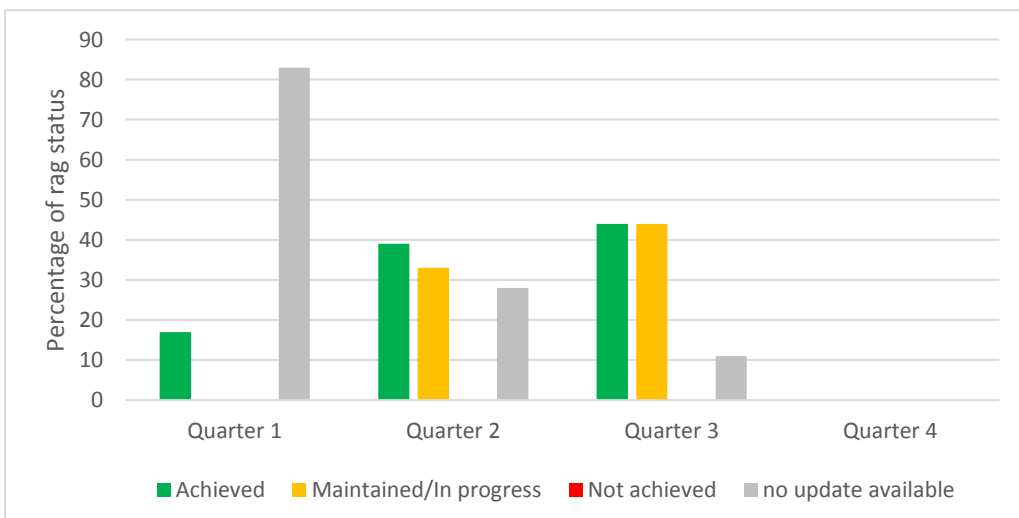
Current Status – A total of 93 % (142) of the Performance Indicator updates due for Quarter 3 were received and 7% (10) remained outstanding due to current unavailability of data/information.

See charts below showing % of rag status for quarter 3 of each Portfolio:

Central Support Services

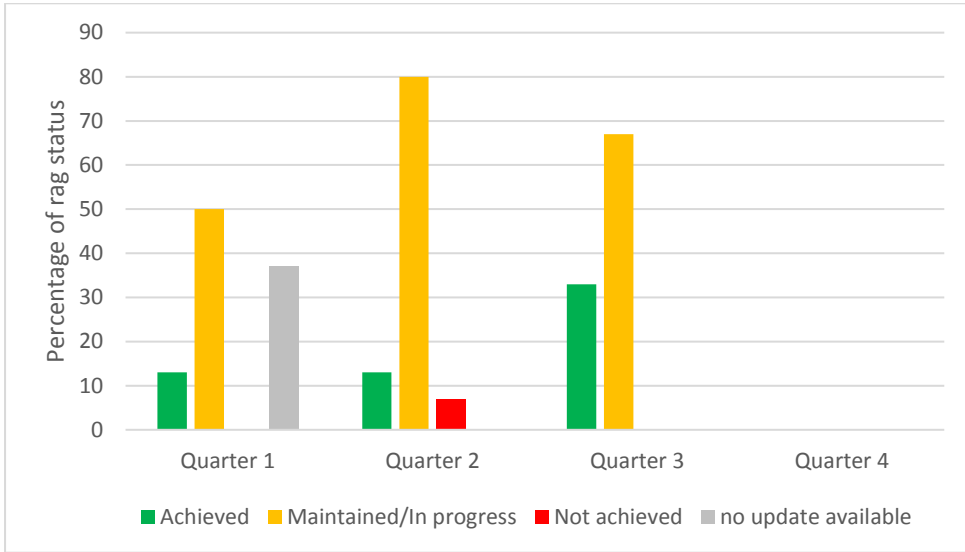


Education, Skills & Employment

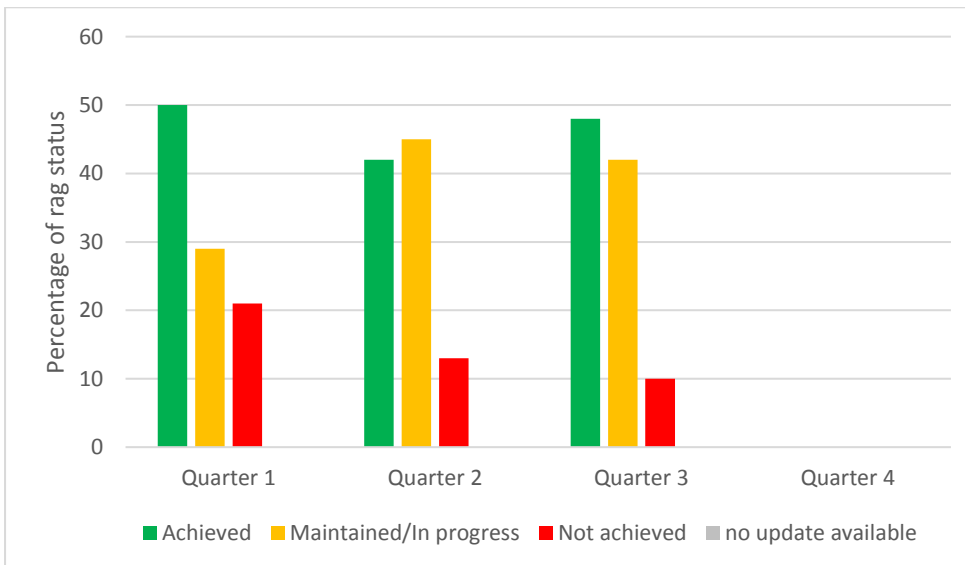




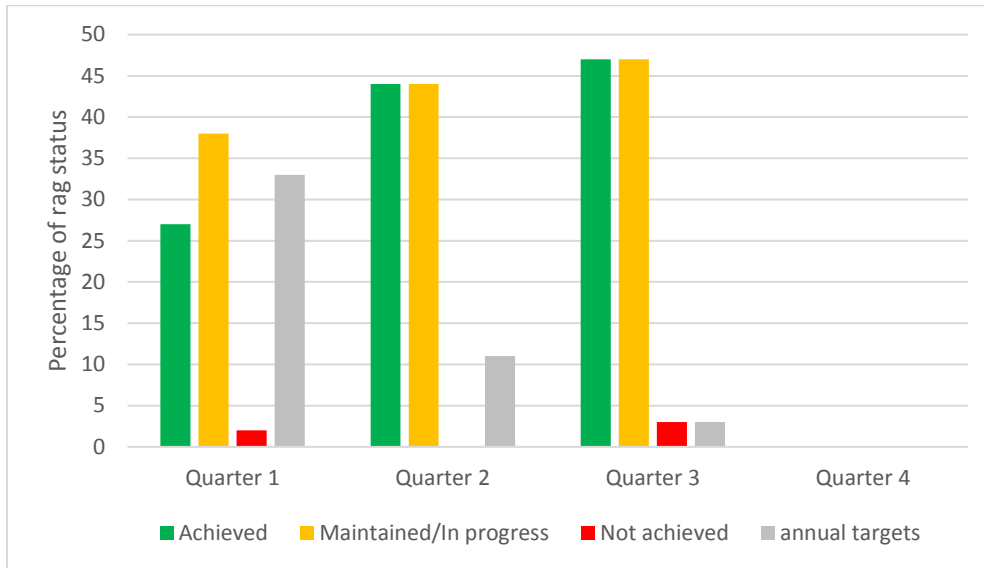
Environment, Natural Resources & Planning



Health & Social Care



Safety, Security & Home Affairs



Treasury, Infrastructure & Sustainable Development



For detailed reports showing updates and achievements for Quarter 3, please see the links to individual Portfolio reports listed below the summary report.