

## Introduction

This report covers the status of SHG Performance Indicators as at 30<sup>th</sup> September 2022 – summarising **Quarter 2 (period July to September 2022)**.

The delivery of SHG Goals and Objectives is monitored centrally using a total of 152 performance indicators relevant to the six SHG Strategy & Delivery Plans for the current financial year 2022/23. Directors are responsible for ensuring the submission of progress reports and supporting evidence in accordance with the agreed reporting cycle as set out in the table below.

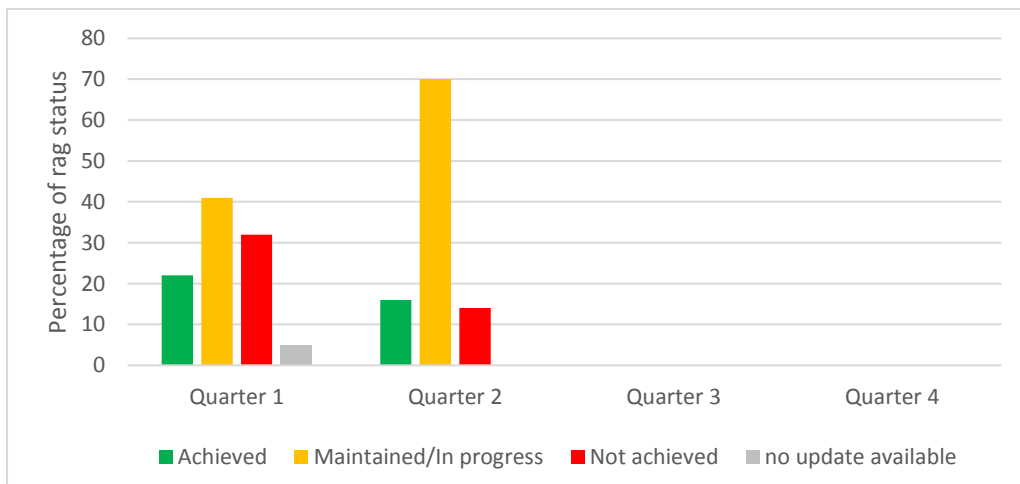
PORTFOLIO DIRECTORATE	REPORTING CYCLE					OVERALL TOTAL
	MONTHLY	QUARTERLY	QUARTERLY/ ANNUALLY	6- MONTHLY	ANNUALLY	
<b>Central Support Services:</b> IT Performance Statistics Press Office Human Resources Transport	1	27		2	7	<b>37</b>
<b>Education, Skills &amp; Employment</b>		4		7	7	<b>18</b>
<b>Environment, Natural Resources and Planning</b>		3		9	3	<b>15</b>
<b>Health &amp; Social Care:</b> Health Social Care	2	5 14	1	2	7	<b>17</b> <b>14</b> <b>31</b>
<b>Safety, Security &amp; Home Affairs:</b> Police & Immigration HM Customs		22			14	<b>36</b>
<b>Treasury, Infrastructure &amp;</b>		6			9	<b>15</b>

<b>Sustainable Development</b>						
<b>TOTAL</b>	<b>3</b>	<b>91</b>	<b>1</b>	<b>22</b>	<b>47</b>	<b>152</b>

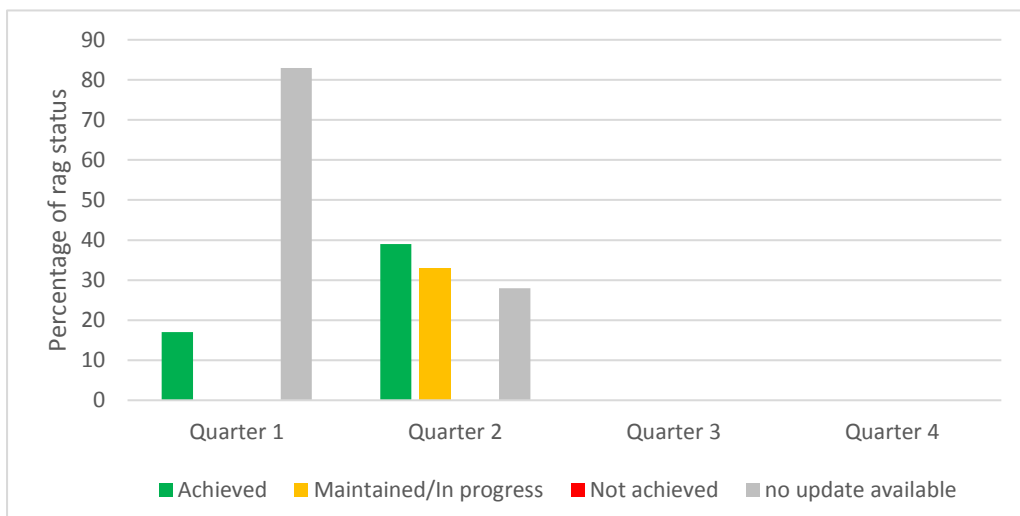
**Current Status** – A total of 92 % (140) of the Performance Indicator updates due for Quarter 2 were received and 8% (12) remained outstanding due to current unavailability of data/information.

See charts below showing % of rag status for quarter 2 of each Portfolio:

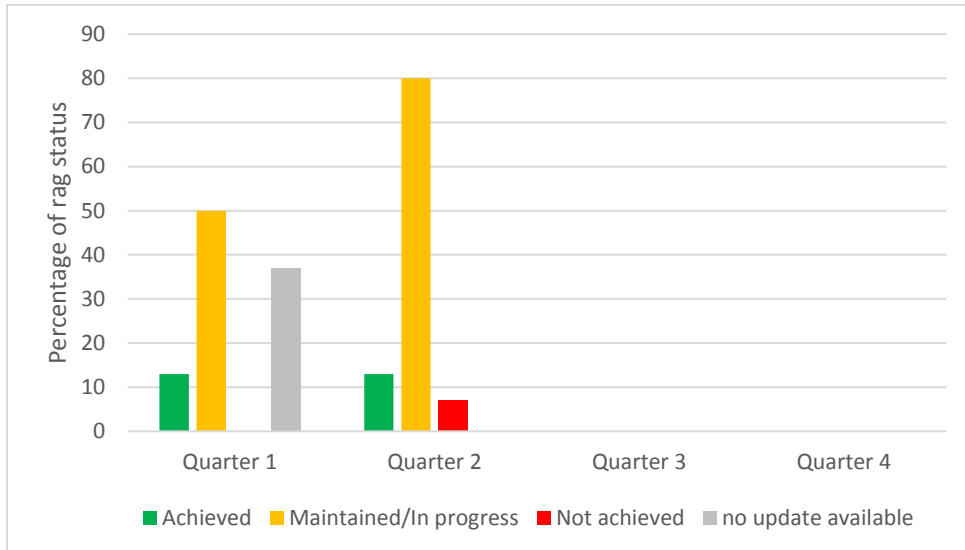
## Central Support Services



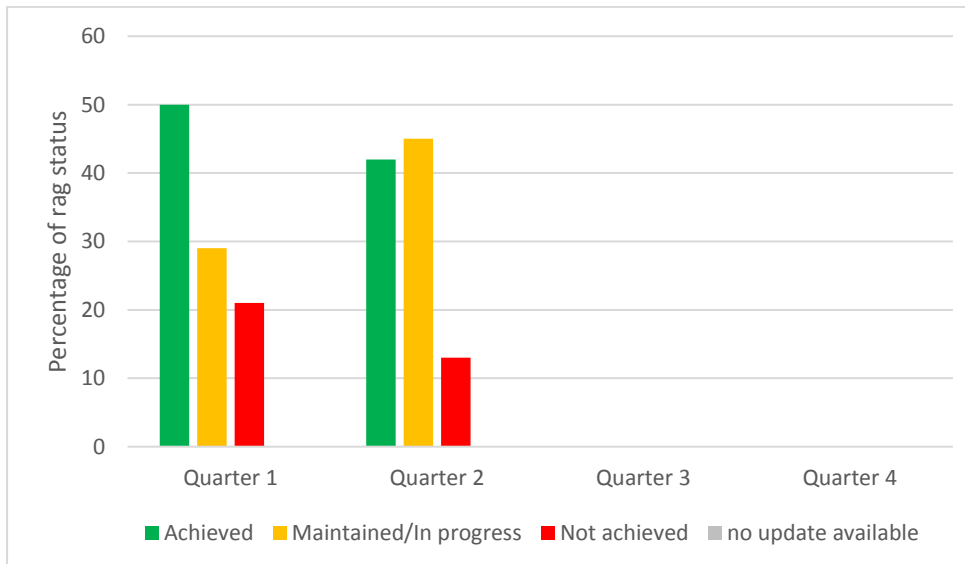
## Education, Skills & Employment



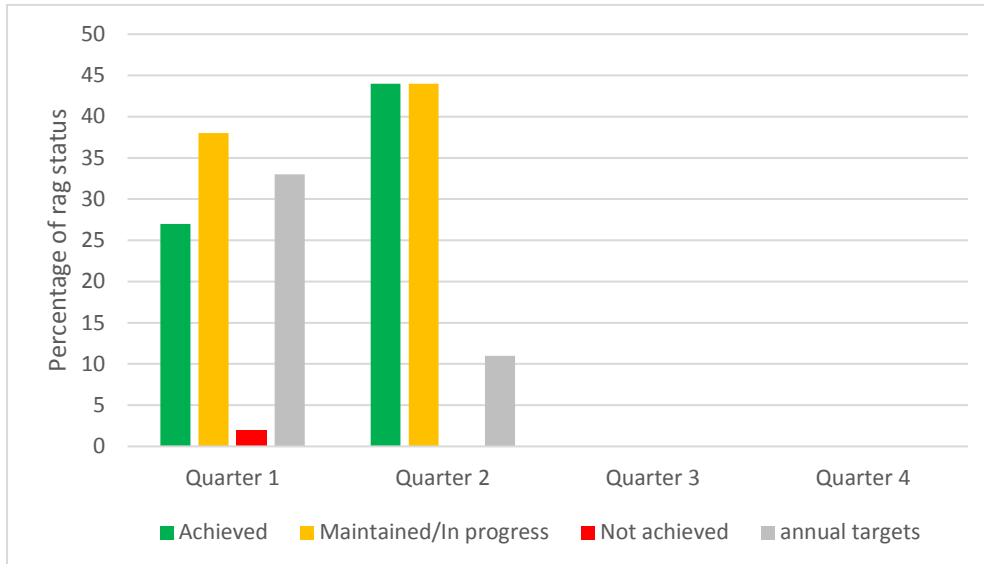
### Environment, Natural Resources & Planning



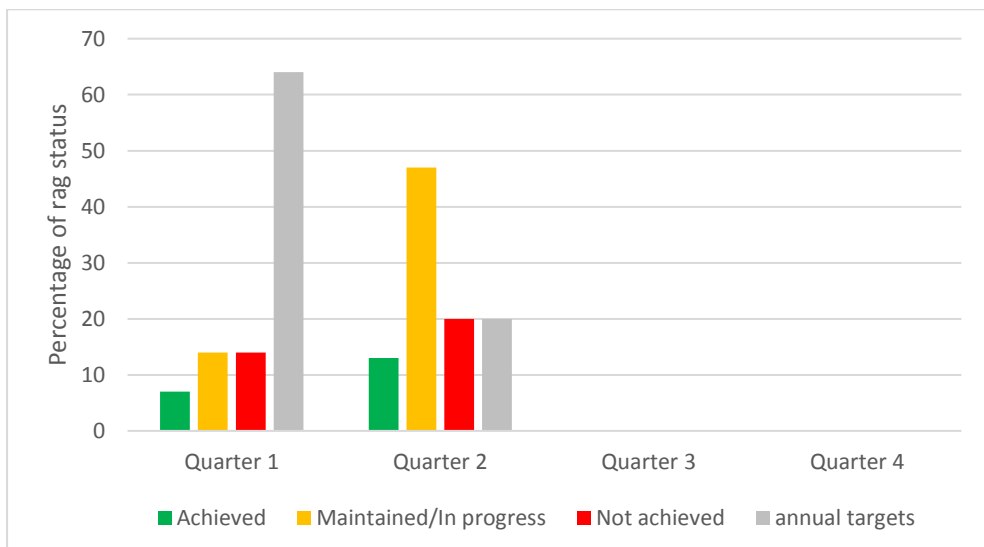
### Health & Social Care



### Safety, Security & Home Affairs



### Treasury, Infrastructure & Sustainable Development



For detailed reports showing updates and achievements for Quarter 1, please see the links to individual Portfolio reports.