

## Introduction

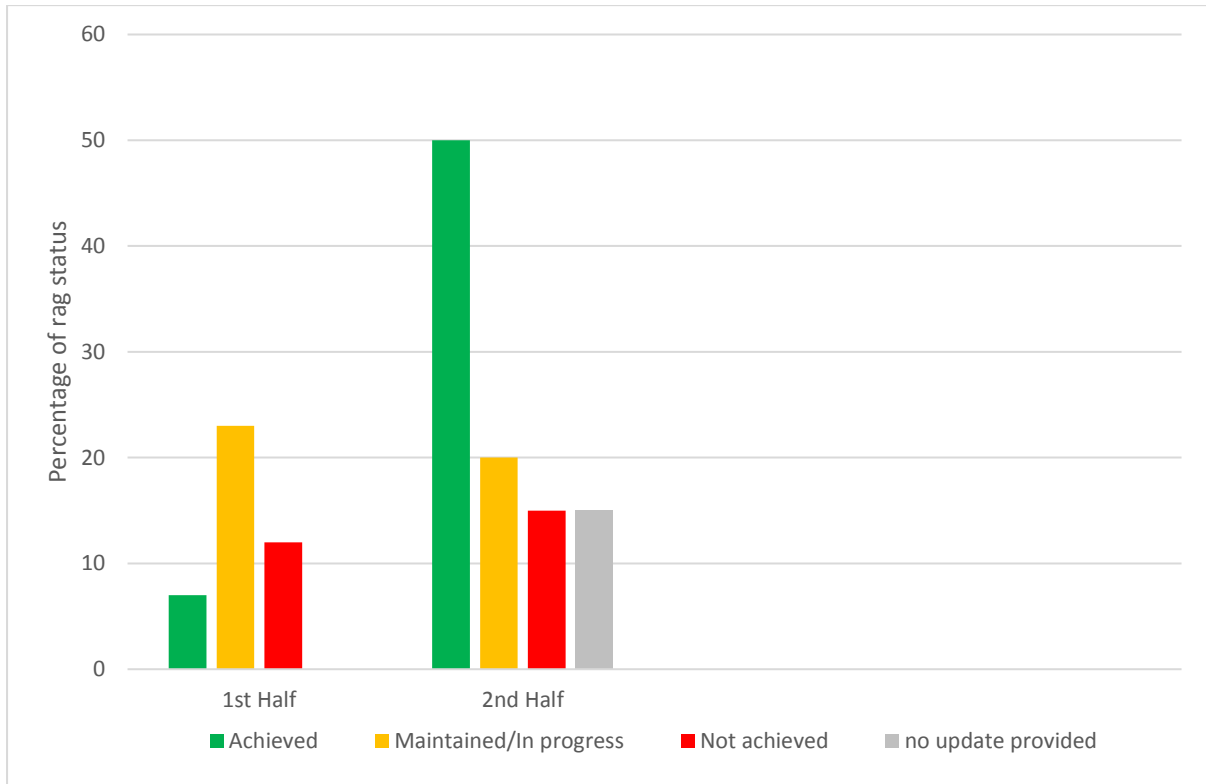
This report covers the status of SHG Key Performance Indicator reporting as at 30<sup>th</sup> March 2022 – **Second half of the year** covering the **period October to March 2022**.

The delivery of SHG Goals and Objectives is monitored centrally using a total of 43 key performance indicators relevant to the six SHG Portfolio Strategy & Delivery Plans for the current financial year 2021/22. Directors are responsible for ensuring the submission of progress reports and supporting evidence in accordance with the agreed reporting cycle as set out in the table below

PORTFOLIO DIRECTORATE	REPORTING CYCLE					OVERALL TOTAL
	MONTHLY	QUARTERLY	QUARTERLY/ ANNUALLY	6- MONTHLY	ANNUALLY	
<b>Central Support Services:</b> IT Performance Statistics Press Office Human Resources Transport		1		1	1	<b>3</b>
					1 (2023)	<b>1</b>
<b>Education, Skills &amp; Employment</b>		1			2	<b>3</b>
<b>Environment, Natural Resources and Planning</b>				9	1	<b>10</b>
<b>Health &amp; Social Care:</b> Health Social Care		1 2			5	<b>8</b>
<b>Safety, Security &amp; Home Affairs:</b> Police & Immigration HM Customs		2			1	<b>3</b>
<b>Treasury, Infrastructure &amp; Sustainable Development</b>		3	1		8	<b>12</b>
<b>Connect Sth Ltd</b>	2				1	<b>3</b>
<b>TOTAL</b>	<b>2</b>	<b>10</b>	<b>1</b>	<b>10</b>	<b>20</b>	<b>43</b>

**Current Status** – A total of 85% of the Performance Indicator updates due for 2<sup>nd</sup> half Year were received. The remaining 15% indicators remain outstanding currently due to unavailability of data.

See chart below showing % of rag status for 1<sup>st</sup> and 2<sup>nd</sup> half year:



For detailed report showing updates and achievements for second half year, please click the link below ([Annex A](#))

**Annex A**

**Notable Achievements 2<sup>nd</sup> half-year**




10 000km of roads surfaced



94% of all key Activities completed

Decrease in unplanned interruptions:  
Electricity YTD – 59,  
Water YTD – 1,214



**PASS**  
**Exams**

**Keystage 1-2**  
English 72.4% Maths 74.2%  
English & Maths 63.1%  
**Keystage 3**  
English 62.3% Maths 68.4%  
English & Maths 54.4%



Training Needs identified to be met: Private Sector 97.5% Public Sector 75.5%

57.8% of students achieved 5 A\*-C (4-9 grades)

**PASS**  
**GCSEs**



100% of child protection cases reviewed within required timescales



Community Care cumulatively increased

# SUMMARY PERFORMANCE REPORT

26 applications on housing register of which 7 were housed.



Reduced by 50 compared to previous year.  
2020/21 – 254  
2021/22 - 204



Annual screening 99% achieved.  
Reception 44/44 =100%  
Yr 6 41/41 = 100%  
Yr 9 33/34 = 97%



94% of persons with registered disability accessing a health care professional




Approved strategy in place and reviewed as required



Waste Wheel completed for 2021



92% achievement of planned activities for high value endemic habitats completed



100% of key species fished have a TAC and quota allocation set for the 2021-22 fishing season



100% compliance with import licence requirements for St Helena



A total of 70 responses received since the survey was first launched in January 2021