



In this Bulletin: estimates of the resident population

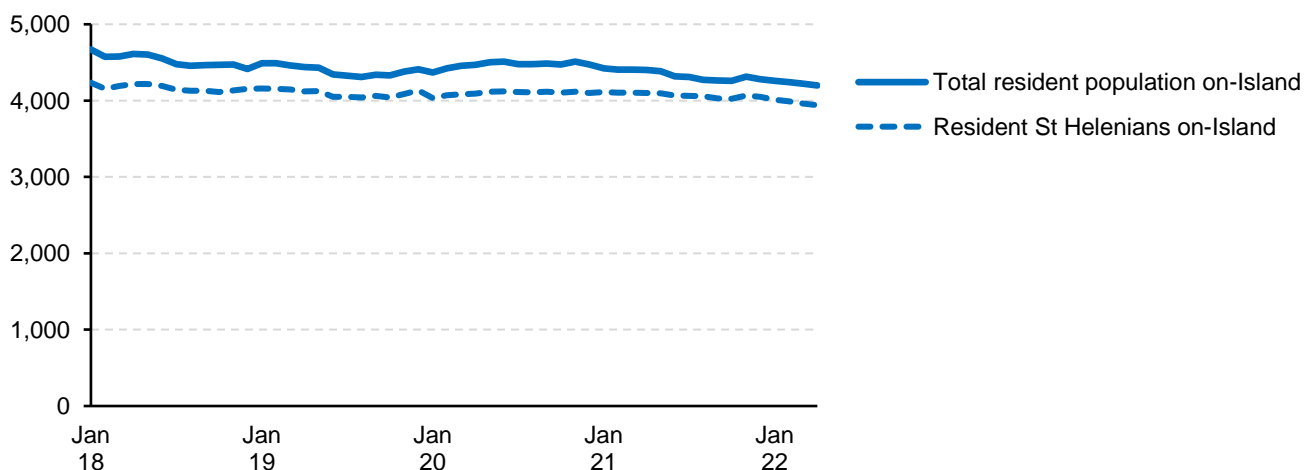
This bulletin releases new estimates of the resident population living on St Helena, including the number of children, the number of people of working age, and the number of people aged 65 and over. The full data series, with monthly estimates from 2010, are available in the 'Population.xls' file on the St Helena Government website at: <https://www.sainthelena.gov.sh/st-helena/statistics/population-and-demography>.

Highlights

- The resident population on-Island is estimated to be 4,199 at the end of April 2022. This is 205 fewer residents compared to a year ago, and represents an annual reduction of 4.7%.
- The fall in the on-Island resident population is due to the higher number of departures of residents than arrivals, and the higher number of deaths compared to births. For example, in the twelve months to the end of April 2022, 180 more residents left the island than arrived, and there were 25 more deaths than births. Residents leave St Helena for a number of reasons, including to work abroad, obtain specialised medical treatment, conduct business, to study, and, in the case of expatriate workers on St Helena, to return to their home country.
- The number of residents on-Island aged 15 to 64 is estimated to have fallen by 166 people in the last twelve months, to 2,524 at the end of April 2022. This indicates a 6.2% fall in the size of the resident working-age population on St Helena over the last twelve months.
- Estimates of the number of people on St Helena by age and sex are now available on a monthly basis, using new methodology that combines data from the Census, the births and deaths registers, and immigration records.

The resident population

Chart 1. Resident population on-Island at end of each month (Jan 2018 to April 2022)



At the end of April 2022 the total number of residents on St Helena was estimated to be 4,199, a drop of 205 (or 4.7%) compared to the same month in the previous year. Of these, 3,940 were St Helenian, a drop of 162 (or 3.9%) compared to April 2021.

The change in the resident population is caused by the combination of births, deaths, arrivals and departures. Chart 2 shows the number of births and deaths on St Helena for the last four years; the number of deaths has exceeded the number of births in every year, and, without more arrivals than departures, this would itself result in a fall in the resident population.

Chart 2. On-island resident births and deaths, 2018-2021

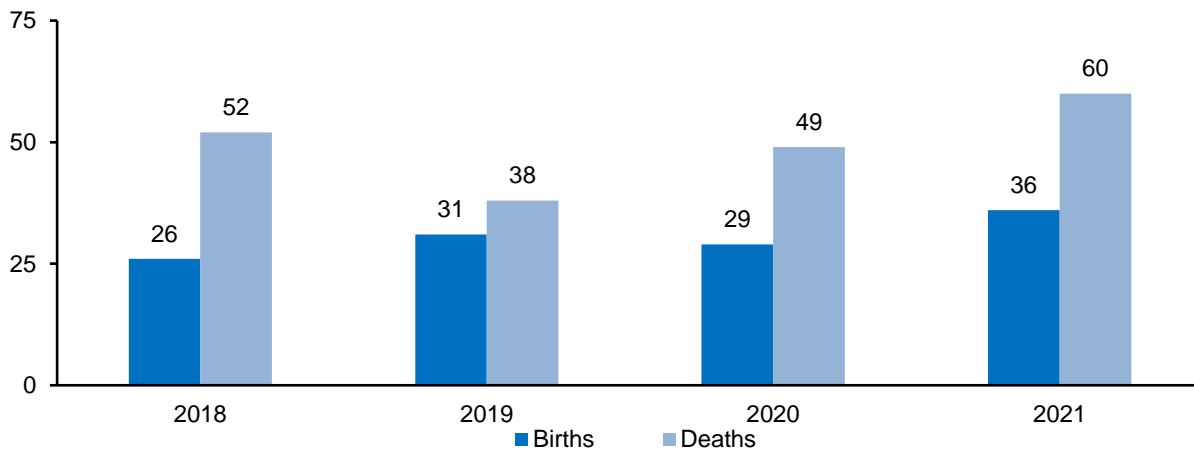
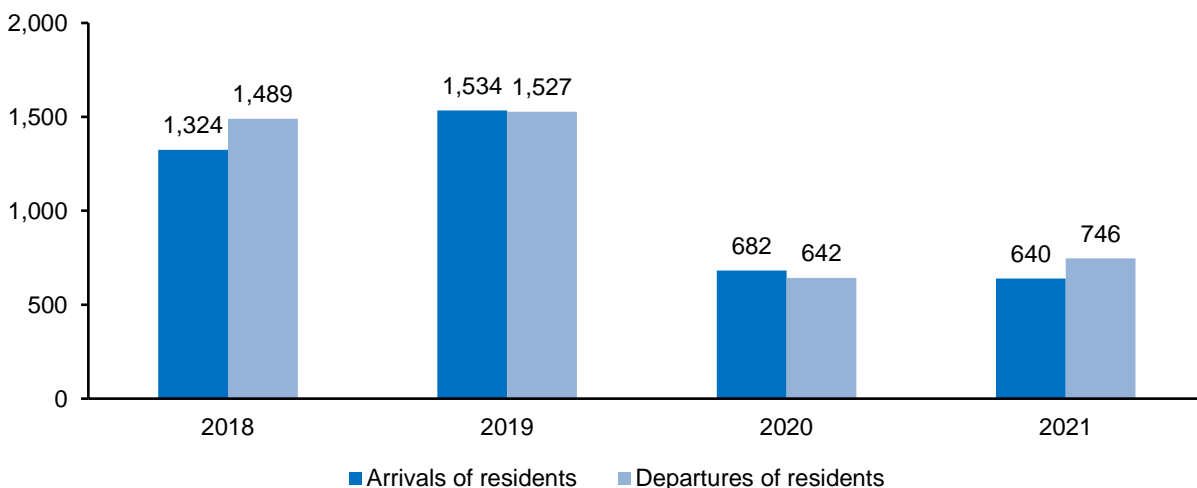


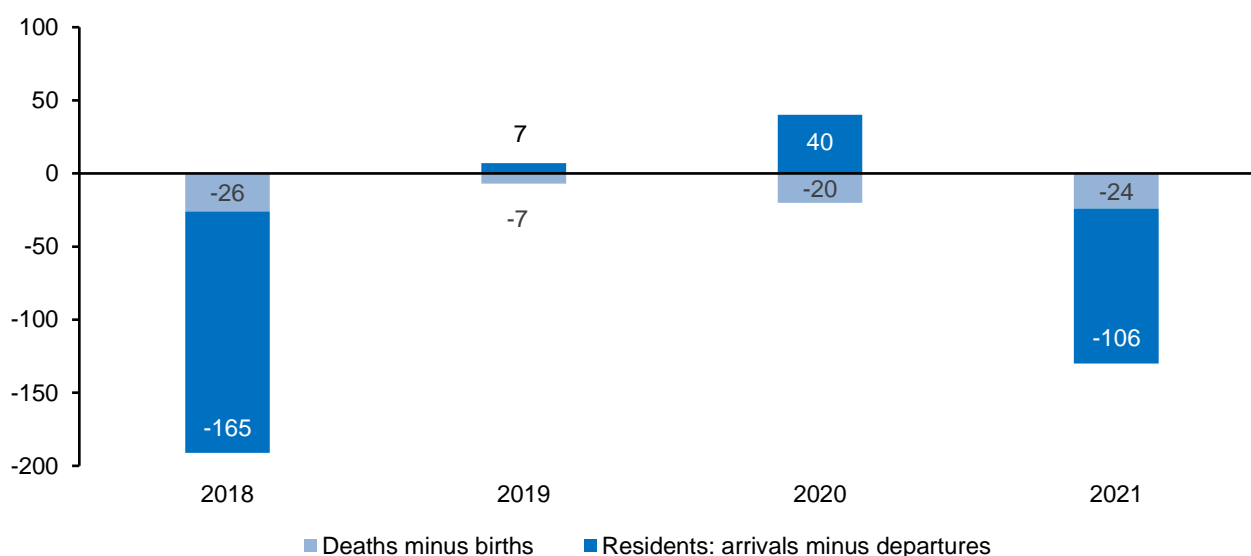
Chart 3 shows the number of arrivals and departures of residents in each year between 2018 and 2021. St Helena residents leave the island for a number of reasons, including to work or study abroad, receive medical treatment, for business, for leisure purposes, or, in the case of expatriate workers on St Helena, to return to their home country. The impact of the suspension of scheduled flights during 2020 and 2021 due to the COVID-19 pandemic is very evident, because both arrivals and departures of residents fell by more than 40% during these years. In 2020, the number of residents arriving slightly exceeded the number departing, as international travel became more difficult. But in 2021 there were over 100 more departures of residents than arrivals.

Chart 3. Arrivals and departures of residents, 2018-2021



Births, deaths, arrivals and departures are combined in Chart 4, to show their impact on the size of the total resident population. In 2020 there was slight increase in the resident population, as net arrivals exceeded the drop in the population caused by the number of deaths; this was likely because of the limited travel opportunities caused by the COVID-19 pandemic. However, in both 2018 and 2021, significantly more residents left than arrived, which results in a drop in the resident on-island population.

Chart 4. On-Island deaths minus on-Island births, and arrivals of residents less departures of residents, 2018 to 2021



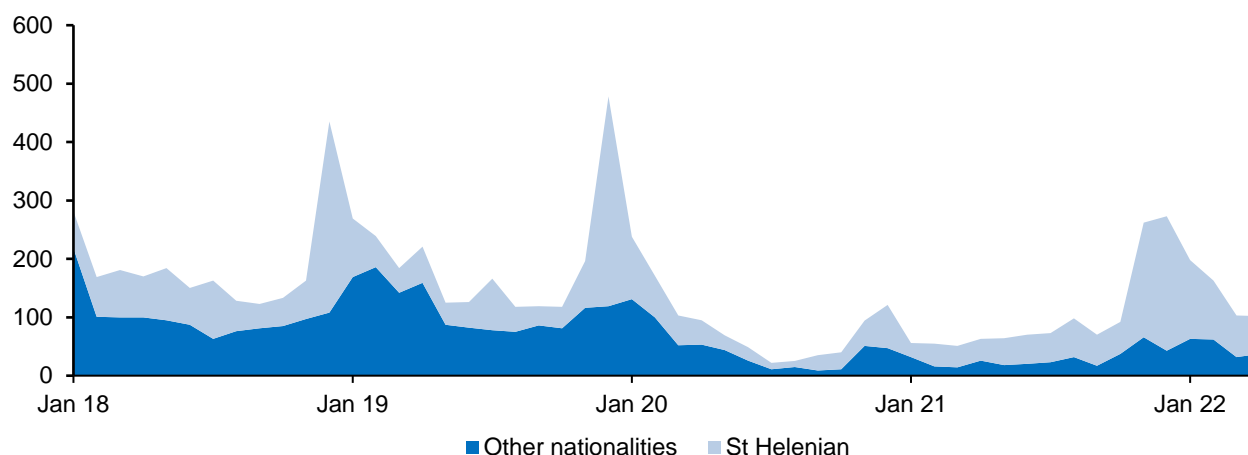
Visitors

Chart 5 shows the number of visitors on St Helena at the end of each month, which is the difference between the total on-Island population and the on-Island resident population. There is a clear seasonal pattern, with many more visitors around Christmas each year – the warmer, drier months are the favoured time for St Helenians living abroad to come home to St Helena to visit their family and friends, and for tourists to visit the Island.

The number of visitors arriving and staying on St Helena was affected quite dramatically by the COVID-19 pandemic, falling as low as 22 at the end of July 2020. It increased to 273 at the end of 2021, but this is still some way short of the 473 visitors recorded on St Helena at the end of 2019, just before the pandemic began.

Note that these are estimates of the number of visitors on St Helena at the end of each month. They include tourists, St Helenians visiting family and friends, short-term business visitors, and those in transit. Also note that the number of visitors on St Helena at the end of the month is a different measure to the total number of visitors arriving each month (those statistics are also compiled and reported by the Statistics Office, in the file 'Arrivals and Departures.xls').

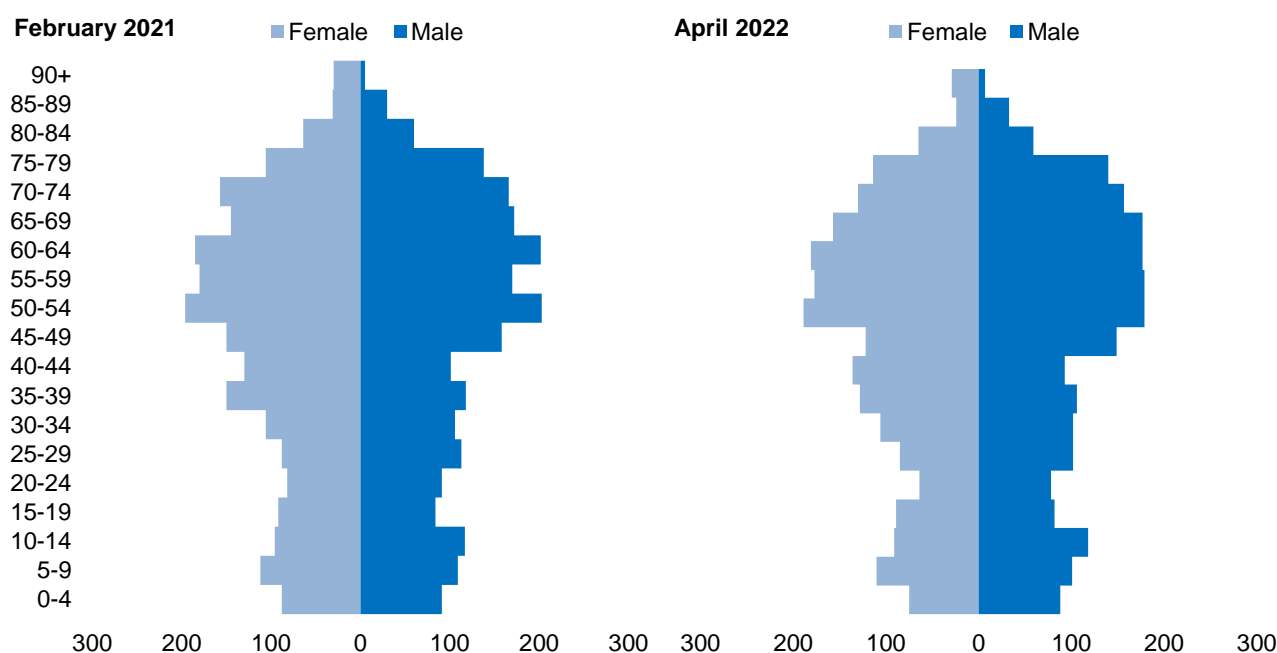
Chart 5. Number of visitors on St Helena at the end of each month, 2018 to 2022



Change in the age distribution

In the last year, St Helena’s on-Island resident population has continued the ageing trend described in the 2016 and 2021 Census reports (Chart 6).

Chart 6. Age and sex distribution of the on-Island resident population, 2021 Census (February 7), and end April 2022



The change in the last twelve months, between the end April 2021 to the end April 2022, is illustrated in Table 1 and Chart 7. This shows the difference in the population in the major ages groups of 0-14, 15-64, and 65 and older, by male/female. It also shows the contribution of births and deaths and arrivals and departures to the change in the size of each group.

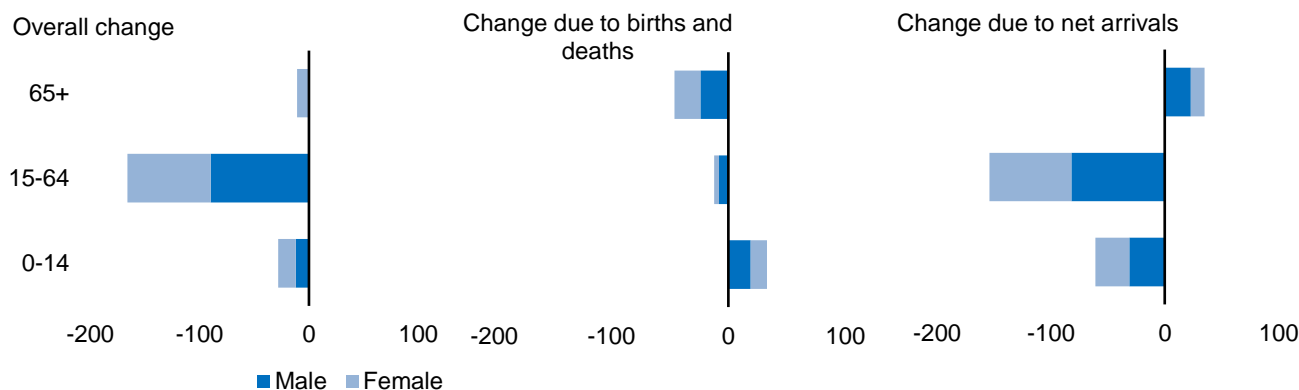
The drop in the on-Island resident population of 205 between the end of April 2021 and the end of April 2022 is due to 180 more people leaving the Island than arriving, and 25 more deaths than births.

At the end of April 2022 there were 166 fewer residents on the Island aged 15-64 than at the end of April 2021, 28 less children aged 0-14, and 11 less people aged 65 and older. There were an estimated 4,199 residents on the Island, with 583 aged 14 and under (13.9%), 2,524 aged 15-64 (roughly working age, 60.1%), and 1,092 aged 65 and older (26.0%).

Table 1. Change in the on-Island resident population in the twelve month period to the end April 2022, by cause, age group, and sex

Age group	Change due to births and deaths			Change due to arrivals minus departures			Total change			On-Island resident population, end April 2022		
	Male	Female	Total	Male	Female	Total	Male	Female	Total	Male	Female	Total
0-14	19	14	33	-31	-30	-61	-12	-16	-28	307	276	583
15-64	-8	-4	-12	-82	-72	-154	-90	-76	-166	1,247	1,277	2,524
65+	-24	-22	-46	23	12	35	-1	-10	-11	573	519	1,092
Totals	-13	-12	-25	-90	-90	-180	-103	-102	-205	2,127	2,072	4,199

Chart 7. Change in the on-Island resident population in the twelve month period to the end April 2022, by cause, age group, and sex



Births contributed to an increase in the population aged 0-14; there were 33 births between the end of April 2021 and the end of April 2022. But there were 61 more departures of residents than arrivals in this age group, so there was a fall of 28 altogether. In the 15-64 age group, there were 12 deaths and 154 more departures than arrivals, leading to a decrease in the size of this age group of 166. In the 65 and older age group there were 35 more arrivals than departures, but there were 46 deaths, leading to an overall decrease of 11.

This pattern is fairly typical on St Helena, and is largely the result of residents moving overseas to work in the UK, Ascension, and The Falklands, and then some of these emigrants moving back to St Helena when they are older.

How are these estimates calculated?

The indicators in this bulletin are estimated using the benchmark results from the 2016 and 2021 Population Censuses, records of birth and deaths maintained by the Customer Services Centre at the Post Office, and records of passenger arrivals and departures maintained by the Immigration Service of the Safety, Security and Home Affairs Portfolio.

Residents are classified as persons who are living (or intend to live) on the Island for six months or more; other arrivals are classified as visitors, regardless of whether they have St Helenian status or not. The six-month time period for visitors to St Helena reflects the distinction made in St Helenian Immigration legislation between short-term and long-term permits.

St Helenians are classified by their St Helenian status, as recorded by Immigration Officers.

There are instances when residence status changes (for example, a visitor stays longer than six months) or when St Helenian status changes (for example, a non-Saint Helenian resident is granted St Helenian status); these changes will typically only be incorporated in the population estimates when there is a corresponding immigration transaction. Immigration records may also not be precise for statistical purposes, for example, some St Helenians living or born abroad and arriving for a temporary visit may be registered using the nationality of their passport, rather than as a St Helenian. Whilst every effort is made to ensure that classifications for statistical purposes are correct, there is potential for error, and the population statistics presented in this bulletin should be treated as estimates.

Have questions or comments?

Please get in touch: we are Neil Fantom, Statistical Commissioner, Justine Joshua and Kelly Clingham, Senior Statistical Assistants, and Bertina Benjamin, Statistical Assistant. You can find us in person at the Statistics Office on the **top floor of the Post Office building**, Jamestown. You can also contact us by telephone: our direct line is **22138** (if calling from overseas, the international dialling code for St Helena is +290). Our general office e-mail address is **statistics@sainthelena.gov.sh**, or you can email team members directly (the format is firstname.lastname@sainthelena.gov.sh).

For more statistical bulletins, reports and data please visit the St Helena Statistics website at: www.sainthelena.gov.sh/statistics.