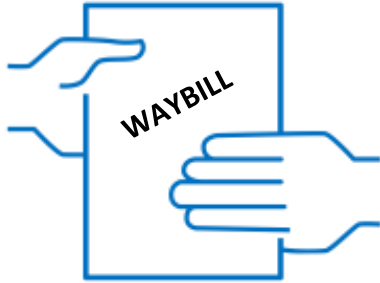




# HM Customs Clearance Process for Collection of Goods for Non-Commercial Persons — Six Steps


## Step One



Collect waybill from consolidator  
(e.g. RJI, MSAL, Zedcore)




## Step Two



Identify packages and fill in  
waybill according to invoices  
and imports



## Step Three



Present waybill to Customs  
Supervisor for signatory



## Step Six



Release of goods. Enjoy!




## Step Five



Payment to Customs Cashier



## Step Four



Present the waybill, invoices and  
packages to the Customs Officer  
for examination and signatory