



---

## In this Bulletin: COVID-19 case prevalence rates in different countries

The COVID-19 pandemic may continue to have an impact on St Helena for some time. The prevalence of the disease is changing rapidly around the world, and the purpose of this Bulletin is to launch a new set of statistics on the different levels of COVID-19 prevalence by country, classified as Red-Amber-Green-Gold. The aim is to update and publish these data on a regular basis.

### Classification

Using a combination of reported 14-day cumulative case prevalence rates and quarantine requirements of the United Kingdom, countries have been grouped into four classes: Gold (no cases), Green (low), Amber (medium), and Red (high).

Gold	No reported cases in last 14 days (COVID-19 free) <u>and</u> exempt from quarantine or self-isolation in UK travel corridor classification
Green	Low. 14-day reported cumulative case prevalence higher than zero but less than the medium threshold <u>and</u> exempt from quarantine or self-isolation in UK travel corridor classification
Amber	Medium. 14-day reported cumulative case prevalence above the medium threshold but less than the high threshold <u>or</u> countries who are below the medium threshold but are not exempt from UK quarantine
Red	High. All countries with 14-day reported cumulative case prevalence above the high threshold.
Not classified	Countries with zero 14-day reported cumulative case prevalence, but who are not exempt from UK quarantine/self-isolation; countries that have not reported any cases to the World Health Organization but who are not exempt from UK quarantine/self-isolation; and Hong Kong and Macao, which are Special Administrative Regions of China whose data are not reported separately in the European Centre for Disease Prevention and Control (ECDC) dataset.

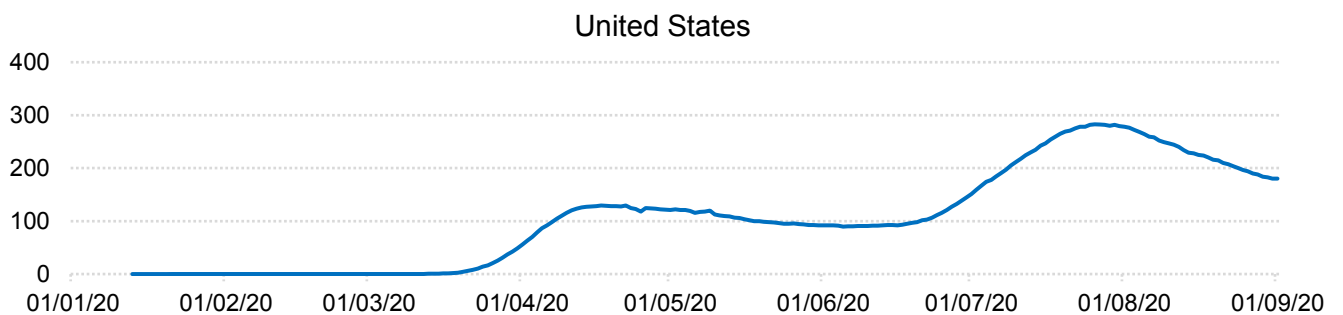
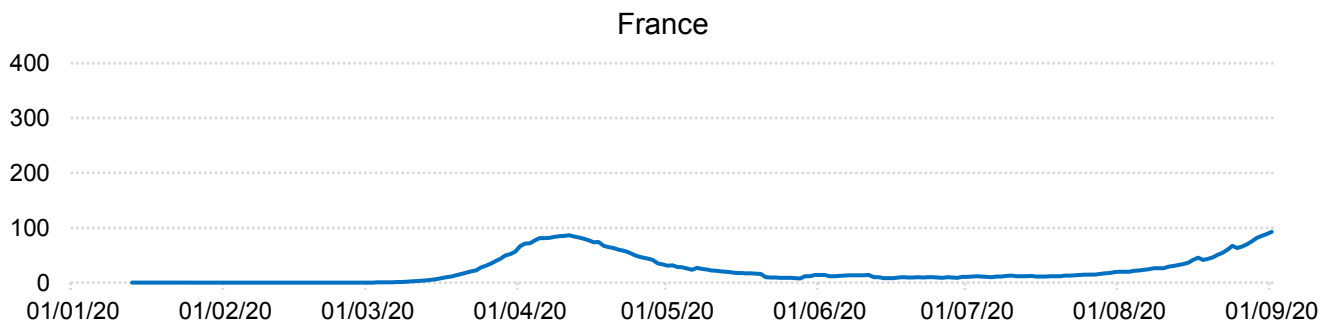
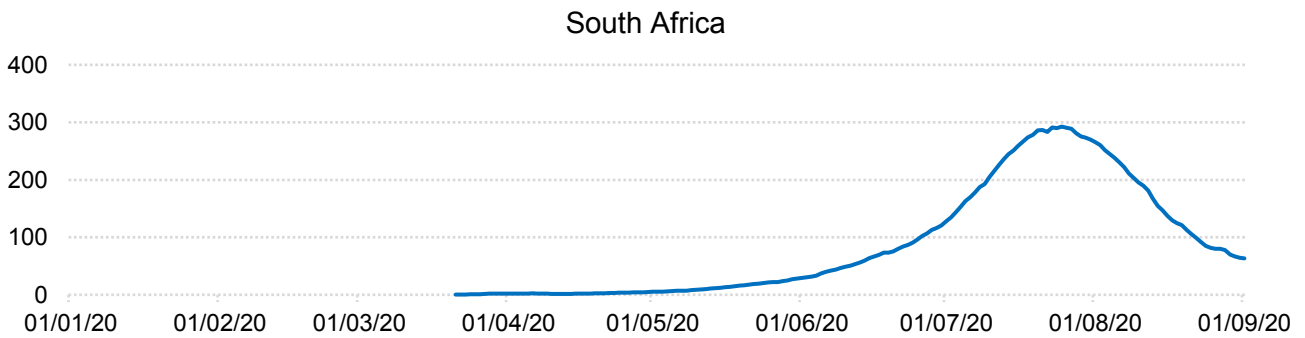
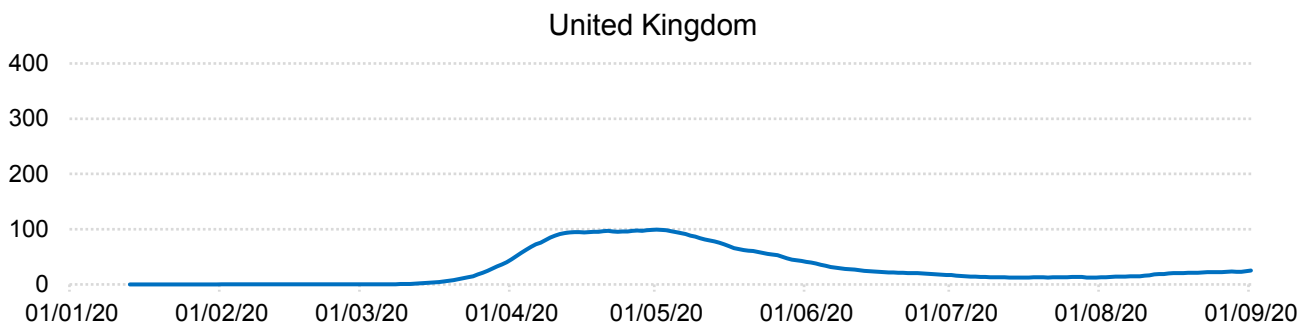
Thresholds are based on the following 14-day reported cumulative case prevalence rates:

Low:	greater than 0.00%, but less than medium threshold
Medium:	greater than 0.04% (1 in 2,500, or 40 per 100,000) but less than the high threshold
High:	greater than 0.10% (1 in 1,000, or 100 per 100,000)

**Key countries**

Most arrivals to St Helena come from the United Kingdom (Green), South Africa (Amber), Ascension (Gold), and the Falklands (Gold); there are no reported cases of COVID-19 on Ascension and Falklands currently, so they have not been included in the charts below. However, two countries with tourist potential have been included, France (Amber) and the United States (Red).

14-day cumulative COVID-19 case prevalence rates per 100,000 people, selected countries



### Data sources

14-day cumulative case prevalence rates for each country are obtained from the daily update issued by the ECDC: <https://www.ecdc.europa.eu/en/publications-data/download-todays-data-geographic-distribution-covid-19-cases-worldwide>. Countries that have reported no cases are not included in the ECDC dataset but they have been added to the list. Published UK travel advice is used to determine the current quarantine status of arrivals to the UK from different countries: <https://www.gov.uk/guidance/coronavirus-covid-19-travel-corridors>. Population data are obtained from the World Bank: <http://data.worldbank.org>.

### Data quality

The statistics reported are based on the number of cases reported by each country: they are readily available for most countries of the world, and are updated frequently. Their quality depends on the identification and reporting of confirmed cases, which is likely to be better in countries with more advanced health systems. The number of cases is correlated with the number of disease infections, which includes infections that have not been confirmed by medical services and infections that have no symptoms ('asymptomatic'). Infections would be a better indicator than cases, but estimates are calculated from epidemiological models and are not available with sufficient coverage or frequency. The use of the running 14-day cumulative total provides an indicator of the number of active cases.

National level prevalence rates and the classification system presented in this note use averages for each country as a whole. Prevalence rates vary significantly within countries, and where available should be consulted to provide additional information (see, for example, reports by Public Health England: <https://www.gov.uk/government/publications/national-covid-19-surveillance-reports>.)

### Acknowledgement

Advice on this work has been provided by Helen Green, an epidemiologist with Public Health England assigned to work with UK Overseas Territories, and her assistance is very gratefully acknowledged.

### Have more questions or comments?

Please get in touch: we are Neil Fantom, Statistical Commissioner, Kelly Clingham and Justine Joshua, Senior Statistical Assistants, and Bertina Benjamin, Statistical Assistant. You can find us in person at the Statistics Office on the **first floor of the Castle**, Jamestown, at the back of the main courtyard. You can also contact us by telephone: our direct line is **22138** or via the Castle switchboard on 22470. If calling from overseas, the international dialling code for St Helena is +290. Our general office e-mail address is [statistics@sainthelena.gov.sh](mailto:statistics@sainthelena.gov.sh), or you can email team members directly (the format is [firstname.lastname@sainthelena.gov.sh](mailto:firstname.lastname@sainthelena.gov.sh)).

Country	Population	14-day cumulative case prevalence, per 100,000 (at 01/09/2020)	Classification
<b>GOLD: No reported cases in last 14 days (COVID-19 free) and exempt from quarantine or self-isolation in UK travel corridor classification</b>			
Anguilla	14,872	0.0	Gold
Ascension	806	0.0	Gold
Falkland Islands	3,372	0.0	Gold
Fiji	889,955	0.0	Gold
Greenland	56,660	0.0	Gold
Grenada	112,002	0.0	Gold
Guernsey	64,468	0.0	Gold
Isle of Man	84,589	0.0	Gold
Montserrat	4,991	0.0	Gold
New Caledonia	282,757	0.0	Gold
St Helena	4,577	0.0	Gold
St Kitts and Nevis	52,834	0.0	Gold
Tristan da Cunha	248	0.0	Gold
Vatican City	815	0.0	Gold
<b>GREEN: 14-day reported cumulative case prevalence higher than zero but less than the medium threshold and exempt from quarantine or self-isolation in UK travel corridor classification</b>			
Taiwan	23,773,881	0.0	Low
Vietnam	96,462,108	0.1	Low
Malaysia	31,949,789	0.4	Low
Brunei	433,296	0.5	Low
St Lucia	182,795	0.5	Low
Mauritius	1,269,670	0.8	Low
Antigua and Barbuda	97,115	1.0	Low
St Vincent and the Grenadines	110,593	1.8	Low
New Zealand	4,783,062	2.3	Low
Dominica	71,808	2.8	Low
Cayman Islands	64,948	3.1	Low
Latvia	1,919,968	3.8	Low
Cuba	11,333,484	5.9	Low
Finland	5,517,919	6.1	Low
Barbados	287,021	7.7	Low
Bonaire, Sint Eustatius and Saba	25,983	7.7	Low
Australia	25,203,200	8.5	Low
Republic of Korea	51,225,321	8.6	Low
Seychelles	97,741	9.2	Low
Bermuda	62,508	9.6	Low
Japan	126,860,299	9.8	Low
Hungary	9,772,756	12.0	Low

Country	Population	14-day cumulative case prevalence, per 100,000 (at 01/09/2020)	Classification
Norway	5,328,212	12.0	Low
Estonia	1,324,820	13.8	Low
Cyprus	875,899	15.6	Low
Lithuania	2,794,184	16.8	Low
Slovakia	5,450,421	18.5	Low
Curacao	163,423	20.2	Low
Germany	83,019,213	21.0	Low
Denmark	5,806,081	21.4	Low
Slovenia	2,080,908	21.8	Low
Turkey	82,003,882	23.9	Low
Italy	60,359,546	24.8	Low
United Kingdom	66,647,112	25.0	Low
Iceland	356,991	26.1	Low
Poland	37,972,812	26.6	Low
Greece	10,724,599	28.9	Low
Ireland	4,904,240	30.5	Low
Liechtenstein	38,378	36.5	Low
Portugal	10,276,617	36.8	Low
<b>AMBER: 14-day reported cumulative case prevalence above the medium threshold but less than the high threshold or countries who are below the medium threshold but are not exempt from UK quarantine</b>			
Cambodia	16,486,542	0.0	Medium
Lao PDR	7,169,456	0.0	Medium
China	1,433,783,692	0.0	Medium
Niger	23,310,719	0.0	Medium
Thailand	69,625,581	0.1	Medium
East Timor	1,293,120	0.2	Medium
Mongolia	3,225,166	0.2	Medium
Yemen	29,161,922	0.3	Medium
Burundi	11,530,577	0.3	Medium
South Sudan	11,062,114	0.3	Medium
Chad	15,946,882	0.3	Medium
Somalia	15,442,906	0.3	Medium
Burkina Faso	20,321,383	0.4	Medium
Congo, Democratic Republic of	86,790,568	0.5	Medium
Liberia	4,937,374	0.5	Medium
Mali	19,658,023	0.7	Medium
Benin	11,801,151	0.7	Medium
Sri Lanka	21,323,734	0.7	Medium
Sierra Leone	7,813,207	0.9	Medium
Central African Republic	4,745,179	0.9	Medium
Eritrea	3,497,117	0.9	Medium

Country	Population	14-day cumulative case prevalence, per 100,000 (at 01/09/2020)	Classification
Myanmar	54,045,422	0.9	Medium
Papua New Guinea	8,776,119	1.4	Medium
Djibouti	973,557	1.5	Medium
Afghanistan	38,041,757	1.6	Medium
Sudan	42,813,237	1.8	Medium
Comoros	850,891	2.1	Medium
Cameroon	25,876,387	2.2	Medium
Nigeria	200,963,603	2.3	Medium
Angola	31,825,299	2.3	Medium
Egypt	100,388,076	2.3	Medium
Malawi	18,628,749	2.7	Medium
Congo	5,380,504	2.7	Medium
Haiti	11,263,079	2.9	Medium
Pakistan	216,565,317	2.9	Medium
Togo	8,082,359	3.0	Medium
Uganda	44,269,587	3.2	Medium
Mozambique	30,366,043	3.3	Medium
Georgia	3,996,762	3.4	Medium
Norther Mariana Islands	57,213	3.5	Medium
Madagascar	26,969,306	3.6	Medium
Uruguay	3,461,731	4.0	Medium
Cote d'Ivoire	25,716,554	4.0	Medium
Guinea-Bissau	1,920,917	4.6	Medium
Sao Tome and Principe	215,048	5.1	Medium
Tajikistan	9,321,023	5.2	Medium
Ghana	30,417,858	5.4	Medium
Nicaragua	6,545,503	5.8	Medium
Syria	17,070,132	5.9	Medium
Guinea	12,771,246	6.2	Medium
Jordan	10,101,697	6.3	Medium
Lesotho	2,125,267	6.5	Medium
Kenya	52,573,967	7.3	Medium
Mauritania	4,525,698	7.7	Medium
Zimbabwe	14,645,473	8.1	Medium
Senegal	16,296,362	8.4	Medium
Equatorial Guinea	1,355,982	8.8	Medium
Bhutan	763,094	10.4	Medium
Rwanda	12,626,938	12.1	Medium
Gabon	2,172,578	12.1	Medium
Indonesia	270,625,567	12.4	Medium
Zambia	17,861,034	12.6	Medium

Country	Population	14-day cumulative case prevalence, per 100,000 (at 01/09/2020)	Classification
Algeria	43,053,054	12.7	Medium
Tunisia	11,694,721	13.8	Medium
Jersey	107,796	15.8	Medium
Canada	37,411,038	16.2	Medium
Singapore	5,804,343	16.8	Medium
Uzbekistan	32,981,715	17.9	Medium
Botswana	2,303,703	18.1	Medium
Ethiopia	112,078,727	18.6	Medium
Bangladesh	163,046,173	20.8	Medium
Azerbaijan	10,047,719	20.8	Medium
Serbia	6,963,764	23.3	Medium
Belarus	9,452,409	23.8	Medium
Bulgaria	7,000,039	25.2	Medium
Sweden	10,230,185	26.9	Medium
Kyrgyzstan	6,415,851	28.2	Medium
Iran	82,913,893	35.9	Medium
Venezuela	28,515,829	38.8	Medium
El Salvador	6,453,550	40.7	Medium
Czech Republic	10,649,800	41.5	Medium
Netherlands	17,282,163	41.5	Medium
Austria	8,858,775	41.6	Medium
Jamaica	2,948,277	41.7	Medium
Nepal	28,608,715	42.7	Medium
Switzerland	8,544,527	45.8	Medium
Saudi Arabia	34,268,529	46.3	Medium
Russia	145,872,260	46.3	Medium
Gambia	2,347,696	46.5	Medium
Belgium	11,455,519	49.0	Medium
Oman	4,974,992	50.2	Medium
Kazakhstan	18,551,428	51.9	Medium
Philippines	108,116,622	52.1	Medium
Morocco	36,471,766	52.2	Medium
Mexico	127,575,529	57.9	Medium
United Arab Emirates	9,770,526	58.2	Medium
Eswatini	1,148,133	59.5	Medium
Ukraine	43,993,643	60.9	Medium
Guatemala	17,581,476	63.3	Medium
South Africa	58,558,267	63.4	Medium
Ecuador	17,373,657	69.2	Medium
Armenia	2,957,728	70.3	Medium
Albania	2,862,427	70.4	Medium

Country	Population	14-day cumulative case prevalence, per 100,000 (at 01/09/2020)	Classification
India	1,366,417,756	72.3	Medium
San Marino	34,453	72.6	Medium
Dominican Republic	10,738,957	74.3	Medium
North Macedonia	2,077,132	74.9	Medium
Guyana	782,775	76.3	Medium
Faroe Islands	48,677	78.1	Medium
Libya	6,777,453	79.5	Medium
Romania	19,414,458	84.2	Medium
Trinidad and Tobago	1,394,969	86.5	Medium
Croatia	4,076,246	88.6	Medium
Malta	493,559	89.4	Medium
France	67,012,883	92.5	Medium
<b>RED. All countries with 14-day reported cumulative case prevalence above the high threshold</b>			
Honduras	9,746,115	102.8	High
Kosovo	1,798,506	106.6	High
Paraguay	7,044,639	106.8	High
French Polynesia	279,285	113.1	High
Monaco	33,085	114.9	High
Lebanon	6,855,709	116.3	High
Bosnia and Herzegovina	3,300,998	119.0	High
Qatar	2,832,071	120.4	High
Montenegro	622,182	120.5	High
Cape Verde	549,936	123.8	High
British Virgin Islands	30,033	126.5	High
Chile	18,952,035	127.8	High
Namibia	2,494,524	128.5	High
Bolivia	11,513,102	133.5	High
Belize	390,351	136.3	High
Iraq	39,309,789	139.4	High
Palestine	4,981,422	150.1	High
Moldova	4,043,258	161.8	High
Suriname	581,363	164.6	High
United States of America	329,064,917	180.1	High
Kuwait	4,207,077	196.9	High
Gibraltar	33,706	201.7	High
Puerto Rico	2,933,404	219.5	High
Spain	46,937,060	221.1	High
Andorra	76,177	224.5	High
Bahamas	389,486	228.0	High
Costa Rica	5,047,561	241.8	High
Panama	4,246,440	245.8	High



Country	Population	14-day cumulative case prevalence, per 100,000 (at 01/09/2020)	Classification
Argentina	44,780,675	254.3	High
Israel	8,519,373	257.1	High
Brazil	211,049,519	260.0	High
Bahrain	1,641,164	267.4	High
Colombia	50,339,443	275.1	High
US Virgin Islands	104,579	328.0	High
Peru	32,510,462	340.0	High
Sint Maarten	42,389	353.9	High
Maldives	530,957	357.7	High
Guam	167,295	489.0	High
Turks and Caicos	38,194	549.8	High
Aruba	106,310	832.5	High
<b>NOT CLASSIFIED: Countries with zero 14-day reported cumulative case prevalence, but who are not exempt from UK quarantine/self-isolation; countries that have not reported any cases to the World Health Organisation but who are not exempt from UK quarantine/self-isolation; and Hong Kong and Macao (Special Administrative Regions of China whose data are not reported separately in the ECDC dataset)</b>			
Luxembourg	613,894	..	Not classified
Tanzania	58,005,461	0.0	Not classified
Western Sahara	582,458	0.0	Not classified
American Samoa	55,312	No data	Not classified
Hong Kong SAR, China	7,507,400	No data	Not classified
Kiribati	117,606	No data	Not classified
Korea, Dem. People's Rep.	25,666,161	No data	Not classified
Macao SAR, China	640,445	No data	Not classified
Marshall Islands	58,791	No data	Not classified
Micronesia, Fed. Sts.	113,815	No data	Not classified
Nauru	12,581	No data	Not classified
Palau	18,008	No data	Not classified
Samoa	197,097	No data	Not classified
Solomon Islands	669,823	No data	Not classified
St. Martin (French part)	38,002	No data	Not classified
Tonga	104,494	No data	Not classified
Turkmenistan	5,942,089	No data	Not classified
Tuvalu	11,646	No data	Not classified
Vanuatu	299,882	No data	Not classified