



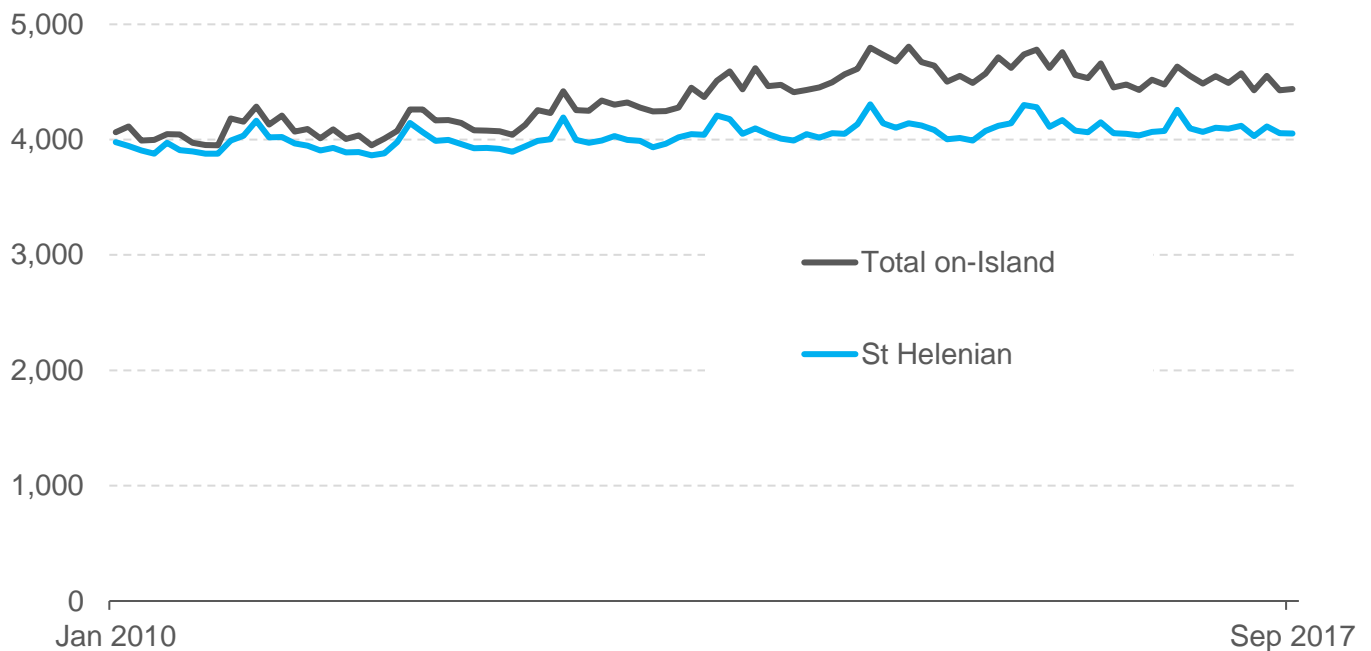
About this Bulletin

This is the fourth Statistical Bulletin published in 2017, covering the release of updated population estimates, births, deaths and passenger arrivals and departures for the third quarter.

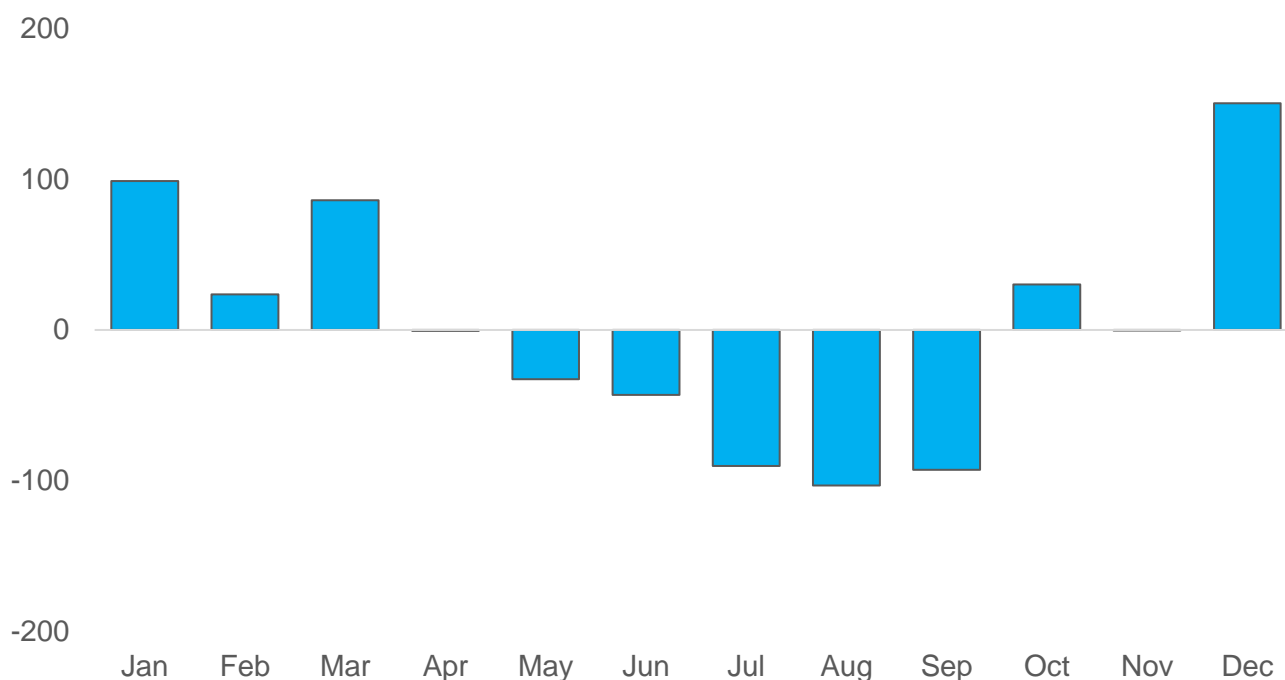
Population estimates

At the end of September 2017 the estimated number of persons on St Helena, residents plus visitors, was about 4,439. The resident population, excluding visitors, was estimated to be 4,354. This is a seasonal drop of around 200 persons from December 2016, but is almost the same when compared to the same period last year. The St Helenian population is estimated to have been 4,053 at the end of September 2017.

Chart 1: Population, total on-island and St Helenians, end of each month



St Helena’s total on-Island population has increased significantly in the last few years, but has declined slightly following the completion of the construction of the new Airport. The number of people on St Helena has a distinctive seasonal pattern – during the warmer months around Christmas, more people visit or return home, and there are slightly less people present during St Helena’s cooler winter months between June and October. Chart 2 shows the average increase or decrease in the population at the end of each month during the year, between 2010 and 2017.

Chart 2: Average end-of-month increase and decrease in total on-Island population, 2010-2017**Births and deaths**

In the first nine months of 2017 there were a total of 32 births and 41 deaths registered on St Helena (Table 1). This is slightly more than the number of births and deaths registered on St Helena in the same period a year ago, which was 28 and 38 respectively. In 2017, so far, there have been more deaths than births, following the trend of the last few years (Chart 3).

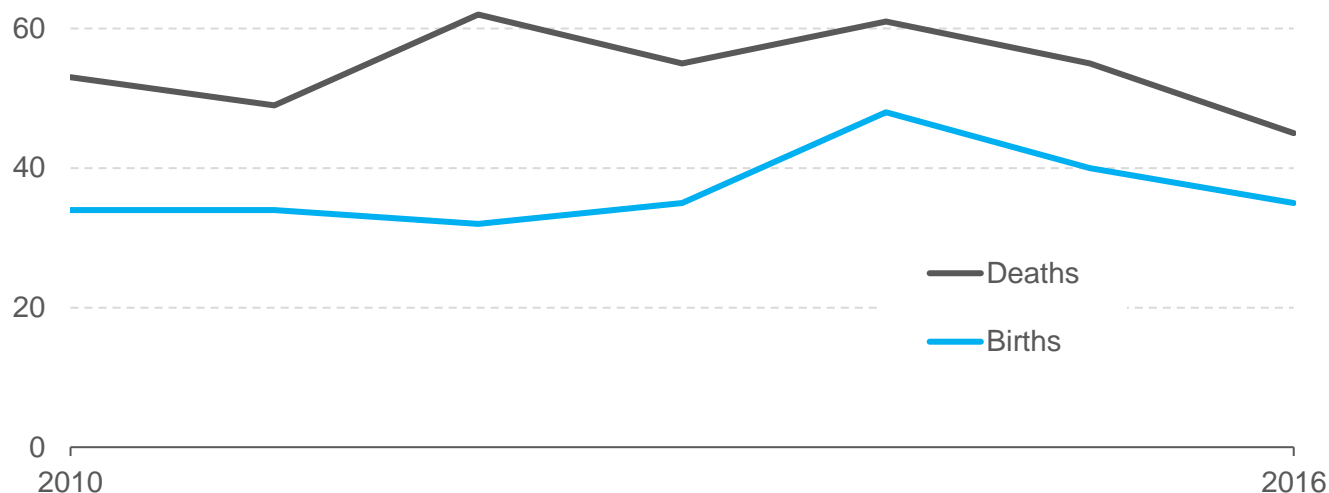
Table 1: Number of births and deaths registered on St Helena per year

	2010	2011	2012	2013	2014	2015	2016	2017 (to Sept)
Births	34	34	32	35	48	40	35	32
Male	18	15	15	13	25	24	16	15
Female	16	19	17	22	23	16	19	17
Deaths	53	49	62	55	61	55	45	41
Male	31	22	36	34	36	32	26	23
Female	22	27	26	21	25	23	19	18

Note: Refers to on-Island registrations only; births and deaths that occurred overseas and have not been registered on St Helena are not included.

Source: Post & Customer Services Centre

Chart 3: Annual number of births and deaths, 2010-2016



Source: Post & Customer Services Centre

Arrivals and departures

The estimated number of passenger arrivals in the third quarter of 2017 was 707, with 2,730 arrivals up to the end of September (Table 2). In the third quarter there were an estimated 691 passenger departures, with total departures for 2017 to the end of September estimated to be 2,916. Please note that very short-term visits by cruise ship passengers are excluded, as are any arrivals in October, including those arriving on the new scheduled commercial air service. These will be included in statistics for October, which we aim to publish as soon as possible.

Table 2: Passenger arrivals and departures, per year (excluding visitors from cruise ships)

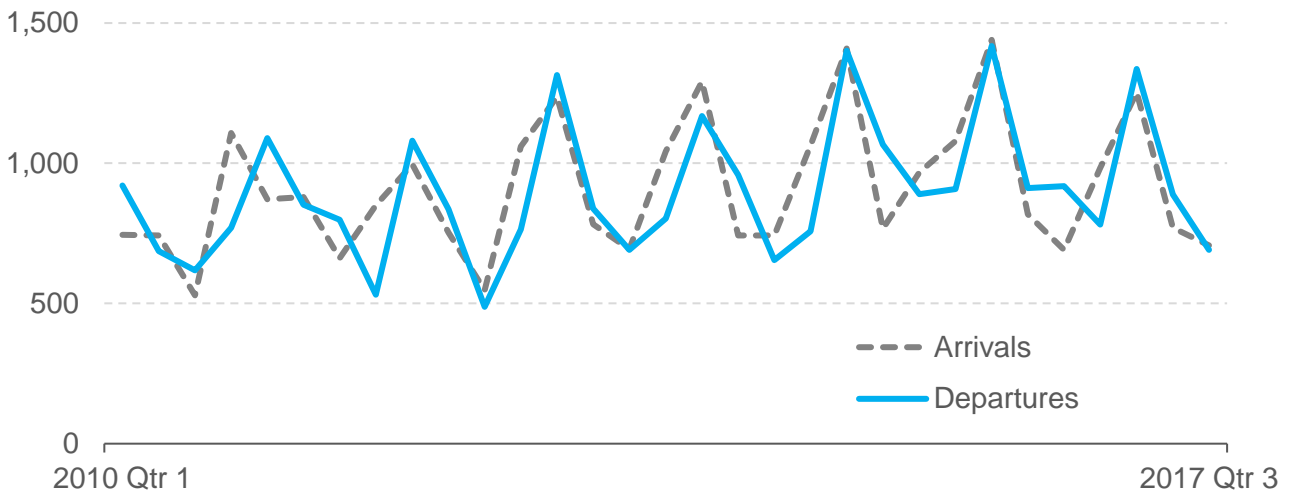
	2010	2011	2012	2013	2014	2015	2016	2017 (to Sep)
Arrivals	3,125	3,262	3,356	3,756	3,839	4,221	3,932	2,730
<i>Of which:</i>								
From employment abroad	482	588	647	594	546	603	567	313
Tourists (see note)	1,475	1,334	984	1,076	913	943	1,068	538
Departures	2,996	3,271	3,168	3,646	3,538	4,266	4,029	2,916
<i>Of which:</i>								
To employment abroad	566	573	657	556	548	555	531	425

Note: Estimates of the numbers of tourists are based on passengers classified by the Immigration Service as arriving for excursion purposes.

Source: Police Directorate, Immigration Office

Chart 4 illustrates the highly seasonal nature of total arrivals and departures; in most years, arrivals and departures in the last and first quarter of each year are almost twice that of the second and third quarters.

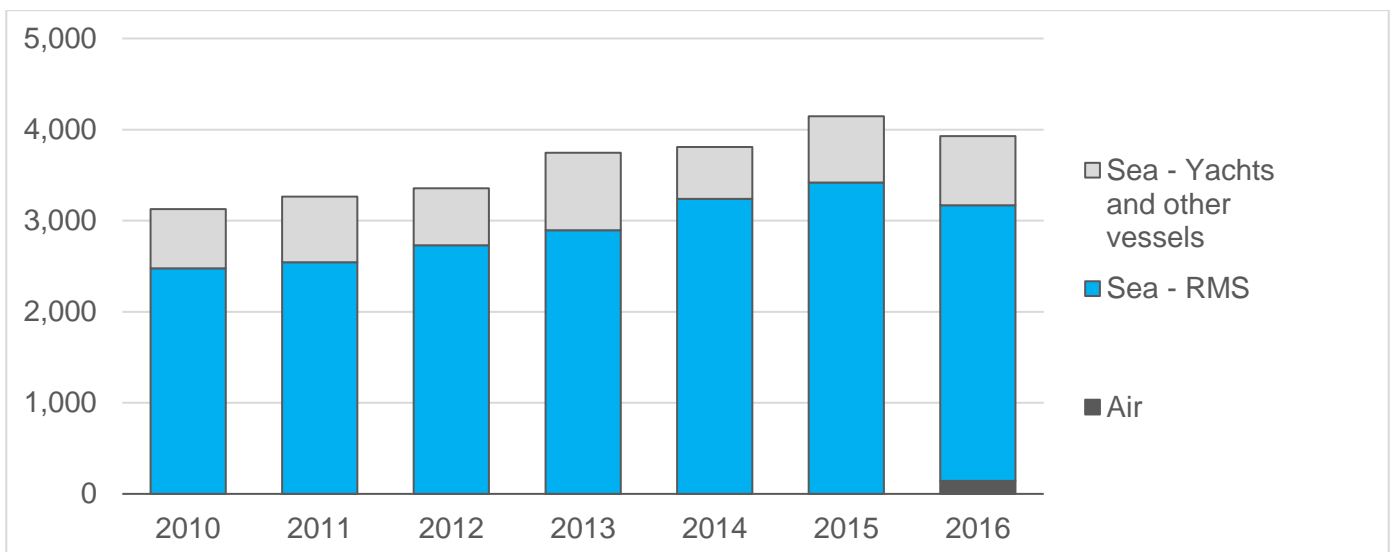
Chart 4: Arrivals and departures in each quarter



Source: Police Directorate, Immigration Office

So far in 2017, up to the end of September, most passengers arrived on the RMS St Helena (1,838), followed by yachts and other vessels (709). 183 arrivals have been by air; but please note that these figures do not yet include the number of passengers arriving using the new scheduled weekly air service to Johannesburg and Cape Town. Chart 5 shows the mode of transport of arrivals to St Helena from 2011 to 2016 (very short-term visits by cruise ships are excluded).

Chart 5: Mode of transport of passenger arrivals



Source: Police Directorate, Immigration Office

Terms explained

Total on-Island population

This is the total number of people present on St Helena at any point in time, and includes residents, both St Helenians and non-St Helenians, and short-term visitors. It is often also referred to as the 'de facto' population.

Resident population

This is the on-island population, less short-term visitors and those staying on-board yachts or ships, including the RMS St Helena. In other words, this is the population that lives on St Helena, both St Helenians and non-St Helenians. It is estimated through the St Helena population census, and then adjusted each quarter for the number of births and deaths, using registrations, and net migration, using immigration records, including those that declare themselves as a returning resident. This measure is sometimes called the 'de jure' population.

St Helenian population

This is the resident population, less those residents who are not St Helenian or do not have 'St Helenian status'.

Contact us and find out more

Who we are: Neil Fantom, Statistical Commissioner; Kelly Clingham, Senior Statistical Assistant; Justine Joshua, Senior Statistical Assistant; Asita O'Bey, Statistics Assistant.

In person: the Statistics Office is on the **first floor of the Castle**, Jamestown, at the back of the main courtyard. Call by, we would love to see you!

By telephone: our direct line is **22138** or via the Castle switchboard on 22470. If calling from overseas, the international dialling code for St Helena is +290.

By email: our general office email address is **statistics@sainthelena.gov.sh**, or you can email team members directly (the format is **firstname.lastname@sainthelena.gov.sh**)

On the web: for more statistical data and reports, covering many aspects of St Helena's social and economic development, please visit **www.sainthelena.gov.sh/statistics**.