



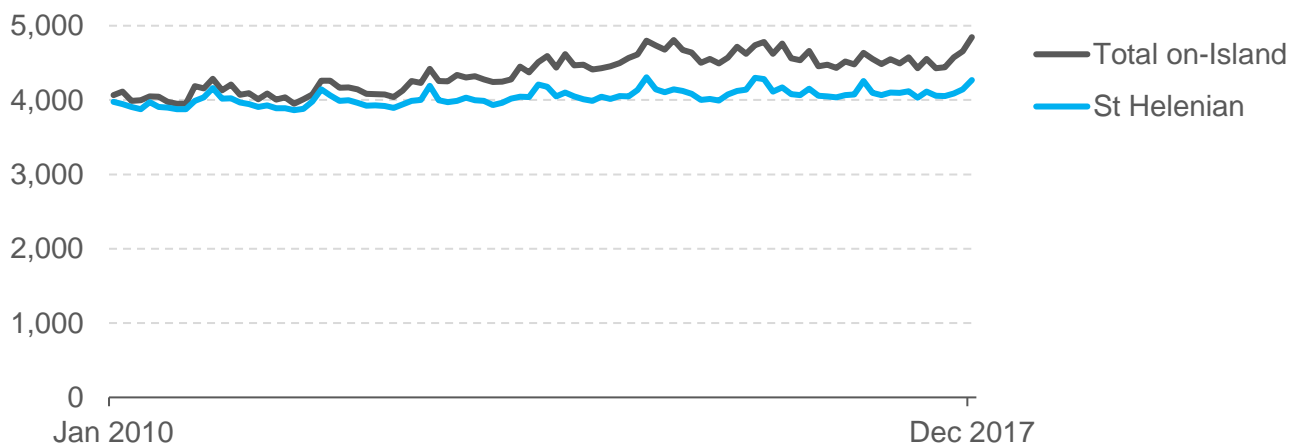
About this Bulletin

This second Statistical Bulletin for 2018 includes the release of updated population estimates, the number of births and deaths, and the number of passenger arrivals and departures.

Population estimates

The number of people on St Helena at the end of 2017 was estimated to be 4,846. This includes both residents and short-term visitors; the number of residents, including those on the Island with ‘returning resident’ status, was estimated to be 4,761. There were 4,267 persons on the Island with St Helenian status.

Chart 1: Population, total on-Island and St Helenians, end of each month



The on-island population is typically higher during the warmer summer months of December, January and February. But this is the highest number of people on St Helena for several years, and is more than 200 people higher than the number on St Helena at the end of December 2016.

Arrivals and departures

The estimated number of passenger arrivals in the fourth quarter of 2017 was 1,388, with 4,118 arrivals for the year (Table 1). In the fourth quarter there were an estimated 968 passenger departures, with total departures for 2017 estimated to be 3,884.

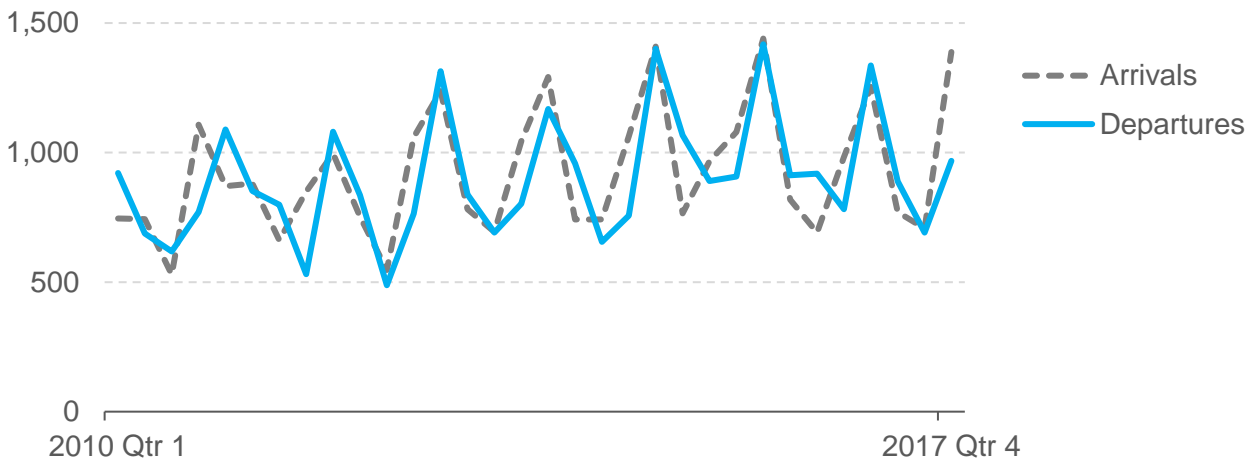
Table 1: Number of passenger arrivals and departures, per year (excluding visitors from cruise ships)

	2010	2011	2012	2013	2014	2015	2016	2017
Arrivals	3,125	3,262	3,356	3,756	3,839	4,221	3,932	4,118
Departures	2,996	3,271	3,168	3,646	3,538	4,266	4,029	3,884

Source: Immigration Office, Police Directorate

In most years, arrivals and departures in the last and first quarter of each year are almost twice that of the second and third quarters (Chart 2). Arrivals in the last quarter of 2017 were high, but still not quite as high as the last quarter of 2015.

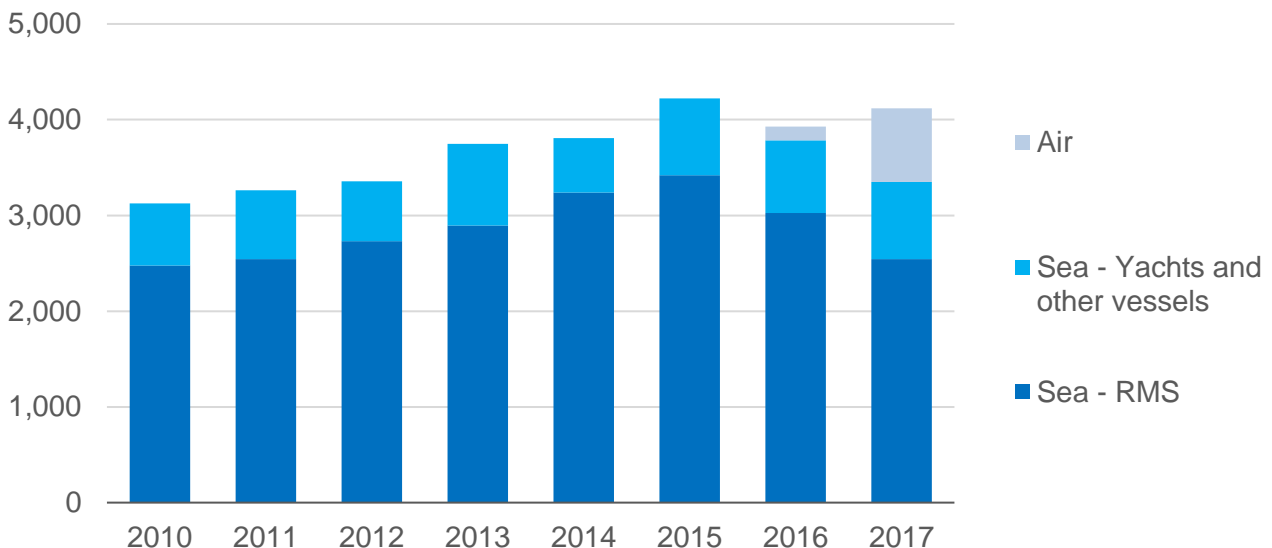
Chart 2: Arrivals and departures in each quarter (number)



Source: Immigration Office, Police Directorate

Whilst most visitors in 2017 arrived by sea on the RMS St Helena, over 700 passengers arrived by air following the start of the regular scheduled air service in October (Chart 3). This trend should continue in 2018, since the RMS St Helena will be taken out of service in February.

Chart 3: Mode of transport of passenger arrivals (number)



Source: Immigration Office, Police Directorate

Please note that the estimates of arrivals and departures are the first published statistics following the introduction of the new regular scheduled air service in October 2017, and also the first estimates

following the introduction of a new computerised system by the Immigration Service; for these reasons, estimates should be treated as provisional. Please also note that they exclude very short-term visits by cruise ship passengers, although visitors on yachts are included. Also note that it has not yet been possible to analyse arrivals by purpose of visit for the last quarter of 2017; due to the introduction of the new computerised system, the information has not yet been captured by the Immigration Service.

Births and deaths

In 2017 there were a total of 36 births and 58 deaths registered on St Helena (Table 2). This is a similar number of births compared to 2016, but a higher number of deaths. The number of deaths in the last quarter of 2017 was particularly high, at 18. In 2017 there were 22 more deaths than births, following the trend of the last few years (Chart 4).

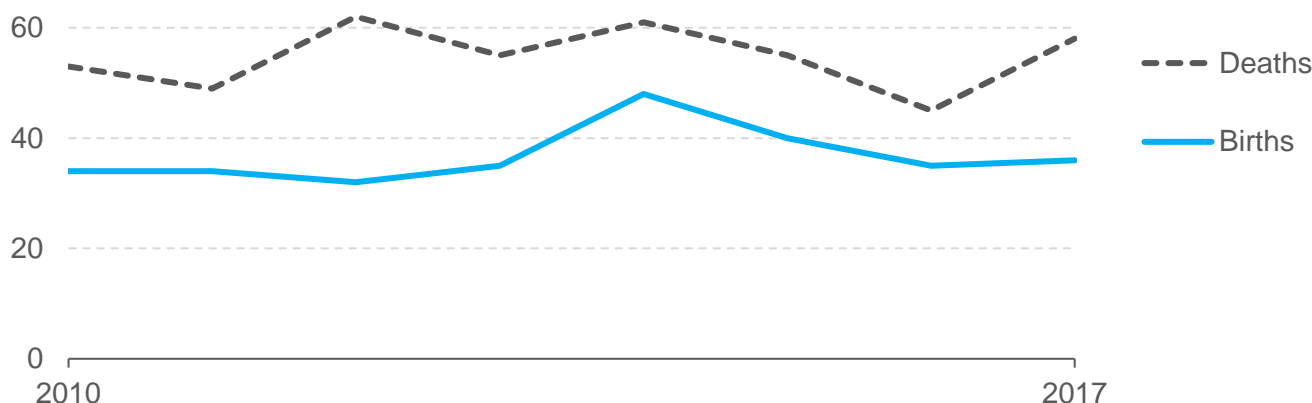
Table 2: Number of births and deaths registered on St Helena per year

	2010	2011	2012	2013	2014	2015	2016	2017
Births	34	34	32	35	48	40	35	36
Male	18	15	15	13	25	24	16	18
Female	16	19	17	22	23	16	19	18
Deaths	53	49	62	55	61	55	45	58
Male	31	22	36	34	36	32	26	34
Female	22	27	26	21	25	23	19	24

Note: Refers to on-Island registrations only; births and deaths that occurred overseas and have not been registered on St Helena are not included.

Source: Post & Customer Services Centre

Chart 4: Annual number of births and deaths, 2010-2017



Source: Post & Customer Services Centre

Some terms explained

Total on-Island population

This is the total number of people present on St Helena at any point in time, and includes residents, both St Helenians and non-St Helenians, and short-term visitors. It is often also referred to as the 'de facto' population.

Resident population

This is the on-Island population, less short-term visitors and those staying on-board yachts or ships, including the RMS St Helena. In other words, this is the population that lives on St Helena, both St Helenians and non-St Helenians. It is estimated through the St Helena population census, and then adjusted each quarter for the number of births and deaths, using registrations, and net migration, using immigration records. This measure is sometimes called the 'de jure' population. Note that total residents include all St Helenians who declare themselves as a 'returning resident'; this may include St Helenians returning for a short-term stay.

St Helenian population

This is the resident population, less those residents who are not St Helenian or do not have 'St Helenian status'.

Contact us and find out more

Who we are: Neil Fantom, Statistical Commissioner; Kelly Clingham, Senior Statistical Assistant; Justine Joshua, Senior Statistical Assistant; Asita O'Bey, Statistics Assistant.

In person: the Statistics Office is on the **first floor of the Castle**, Jamestown, at the back of the main courtyard. Call by, we would love to see you!

By telephone: our direct line is **22138** or via the Castle switchboard on 22470. If calling from overseas, the international dialling code for St Helena is +290.

By email: our general office email address is **statistics@sainthelena.gov.sh**, or you can email team members directly (the format is **firstname.lastname@sainthelena.gov.sh**)

On the web: for more statistical data and reports, covering many aspects of St Helena's social and economic development, please visit www.sainthelena.gov.sh/statistics.