



GOVERNMENT OF ST HELENA

ESTIMATES OF RECURRENT REVENUE, EXPENDITURE AND CAPITAL EXPENDITURE

2015/16



GOVERNMENT OF ST HELENA

ESTIMATES OF RECURRENT EXPENDITURE AND REVENUE AND CAPITAL EXPENDITURE

CONTENTS

	Page
Introduction by Financial Secretary	1
Summary of Budgeted Expenditure, Revenue and Capital by Directorate	7
Summary of Total Revenue	8
Summary of Total Expenditure	11
Summary of Expenditure and Revenue by Head	15
Analysis of Expenditure and Revenue by Head	19
Head 12: Corporate Services - Support, Policy & Planning	20
Head 13: Corporate Services - Corporate Human Resources	21
Head 15: Police	22
Head 17: Corporate Services - Corporate Finance	23
Head 19: Economic Development	24
Head 20: Pensions and Benefits	25
Head 21: Shipping	26
Head 22: Education	27
Head 23: Health	28
Head 26: Environment & Natural Resources	29
Head 29: Safeguarding	31
Additional Information	
Trading Accounts	33



GOVERNMENT OF ST HELENA INTRODUCTION BY FINANCIAL SECRETARY

The budget for 2015/16 is one of the most important budgets for St Helena. During this financial year we will see the opening of the airport at Prosperous Bay Plain following the signing of the design, build and operate contract with Basil Read in November 2011.

The budget reflects Councillors' key priority areas and sees increases in the Health budget, additional resources for the Police Service for airport related costs, additional funding to support the implementation of a number of recommendations from the Sainsbury Report and significant additional resources for Safeguarding. This, along with continued financial support to aid Economic Development through Enterprise St Helena (ESH), will be key to St Helena being able to take full advantage of the opportunities that Air Access will bring to the Island.

The budget process is led by Councillors and they take responsibility for the budget-setting approach and allocation of funds. Councillors have been faced with difficult choices of which services should be funded and at what level, whilst remaining within the overall agreed funding limits. Compiling the 2015/16 budget has been particularly difficult; with uncertainties around airport related expenditure for airport certification and operational readiness.

During 2014/15 the Sustainable Development Plan (SDP) was revised, with particular focus on the lead up to the opening of the airport and the key deliverables to make this happen. Through the Medium-Term Expenditure Framework (MTEF) we ensure that St Helena Government's (SHG) resources are directed towards achieving our vision for St Helena as outlined in the SDP. In particular, through careful prioritisation of the budget by Councillors, we ensure that as much of our financial resources as possible directly to support our national goals:

National Goal 1: A vibrant economy providing opportunities for all to participate;

National Goal 2: Strong community and family life; and

National Goal 3: Effective management of the environment.

The revised Sustainable Development Plan can be found at <http://www.sainthelena.gov.sh>

This year's funding envelope is for a one year programme following the latest visit from the Department for International Development (DFID) Budget Aid Mission (BAM). This is due to the uncertainty in the outer years where the path and impact of economic development has so many unknowns and is difficult to predict. This is the fifth year of the 'Outputs' basis of presentation of the budget and we are able to show comparative figures for last year's budget against this year's. However, due to a number of functions previously undertaken by one directorate being transferred to another through SHG restructuring, there is some loss of comparability between the current and previous years.

The budget for 2015/16 is cash-based under the principles of accruals accounting, where operating expenditure and capital investment have been clearly separated. SHG successfully implemented the accruals accounting concept during 2011/12 and further built on this in subsequent years. The budgets for individual Directorates are again shown on an 'Outputs' rather than an 'Inputs' basis. That is, the costs of the various types of services provided by each Directorate are shown. We will continue to strengthen the accountability of Directors and Accounting Officers for the public funds with which they are entrusted, and the outcomes they have agreed to deliver.

Overall, SHG has made substantial progress in the development of its Financial Management capability over the past twelve months. This budget reflects the progress that has been achieved to date, and establishes new levels of public accountability and improved service delivery.

Economic Background to the Budget

2014/15 has been another strong year for the St Helena economy, with most aspects performing at or above expectations. The population is growing, bringing skills to the island; employment levels are high, the number of businesses are increasing and incomes have grown significantly. Moreover, this has been achieved without the price inflation that would usually be expected in such circumstances.

In Q3 2014, the estimated population stood at 4,442, a 4.9% increase over the previous year, and median average income grew to £7,100 in 2013/14. This represents a 10% increase over the last two years and means that over 50% of the working population now pay income tax. Similarly, aggregate taxable business profits have increased by more than 30% over the last two years. Combined with high levels of employment, this has resulted in substantial increases in tax revenues, which has allowed the island to become more self-sufficient and SHG to continue increasing funding for services.

Annual retail price inflation started the financial year at 0.8%, driven down by price decreases for some major purchases such as car imports and broadband. The last three years have also seen a strengthening of Sterling against the Rand, which has helped keep retail prices lower than they would otherwise have been. The last 12 months has seen a weakening of this effect and inflation has consequently started to increase, standing at 3.3% at the end of Q4 2014.

Despite this good news, the outlook for the coming financial year contains some significant challenges that will impact on SHG's revenue streams:

- As airport construction winds down, labour market pressures will reduce. Consequently, it is likely that unemployment will start to rise towards pre-airport construction average, although this would still be extremely low by international standards.
- Another impact of lower labour market pressure is that incomes are likely to rise more slowly than seen over the last three years, resulting in slower growth in tax revenues.
- Business investment in preparation for air access is also expected to slow tax revenues in the short-term, while yielding substantial benefits in the longer term.

Furthermore, as we approach airport opening, SHG is facing spending pressures:

- Inflation is forecast to average 3.9% over 2015/16, with a risk that it could move higher should the South African Rand strengthen or oil prices increase faster than expected.
- Costs associated with improved safeguarding arrangements have placed significant pressure on statutory and support services.
- There are a number of critical services that need to be in place to achieve airport certification.
- St Helena's increasing population, better diagnosis and public expectation requires further investment in our health service.

Summary of the 2015/16 Budget

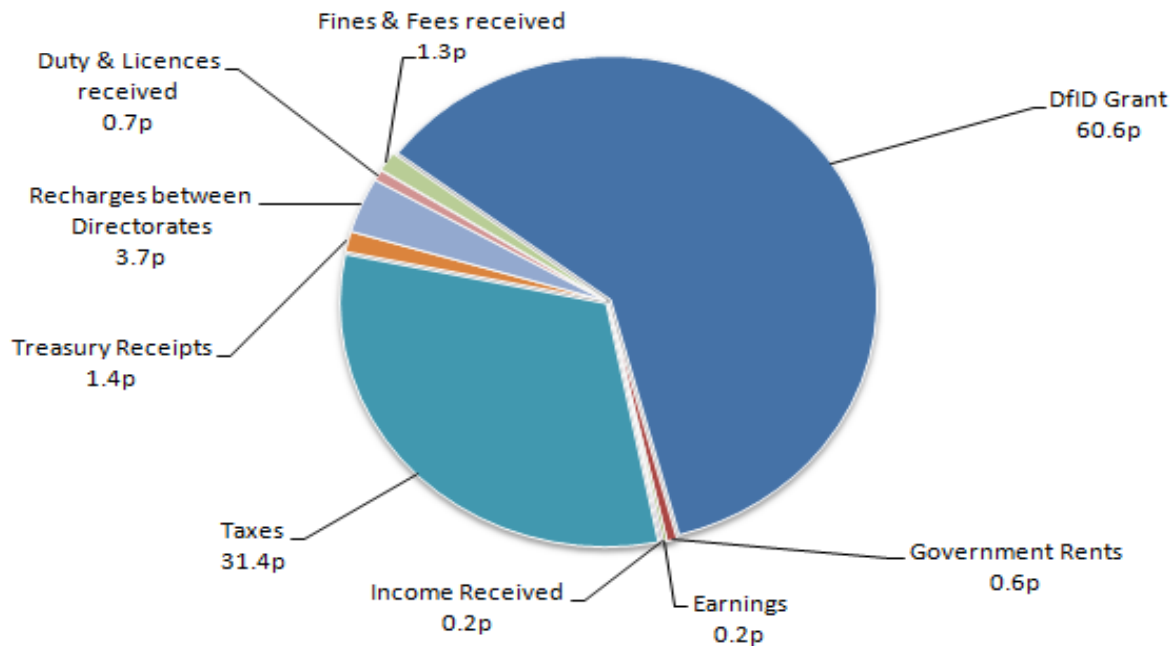
The table below summarises total estimated recurrent expenditure and key sources of revenue for 2015/16 compared to 2014/15 estimates:

Total Recurrent Budget	2014/15	2015/16	Increase/ (Decrease)
	£M	£M	£M
Total Expenditure	29.278	32.077	2.799
Domestic Revenue	11.715	12.643	0.928
Shipping Subsidy	4.013	2.684	(1.329)
Grant-in-Aid	13.550	16.750	3.200
Total Funding	29.278	32.077	2.799

Grant in Aid in the table above includes basic Grant in Aid of £13.55M plus former Short term technical cooperation project funding of £2.0M which has been transferred to recurrent funding and an additional £1.2M for Safeguarding.

The chart below shows where each pound of Recurrent Budget income will come from in 2015/16.

Where each £ of St Helena Government Income for recurrent budget comes from in 2015/16

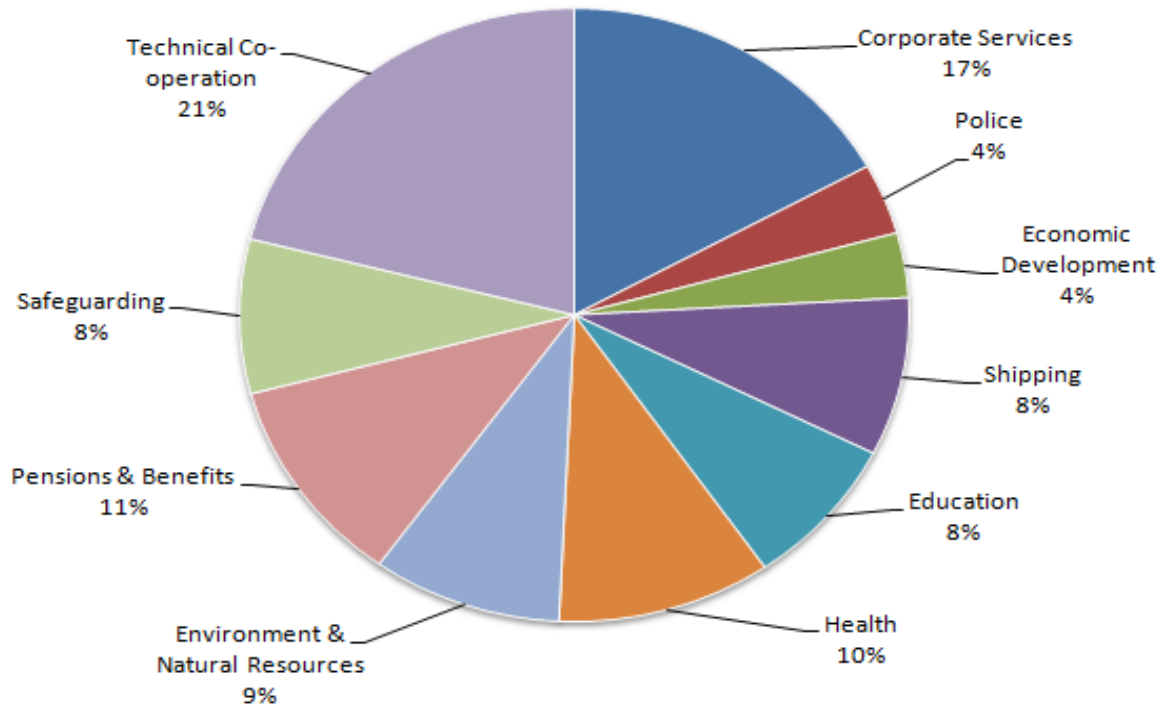


Overall the recurrent budget increases in 2015/16 are largely due to:

- Including Short Term Technical Co-operation costs of £2m in the recurrent budget, it previously operated as a separate project outside of the recurrent budget;
- Increase in Safeguarding funding of £1.2m
- Increase in Police funding of £0.3M for the implementation of a Sea Rescue Service and other airport certification related costs;
- Decrease of £1.3M in the grant received to subsidise the RMS St Helena.

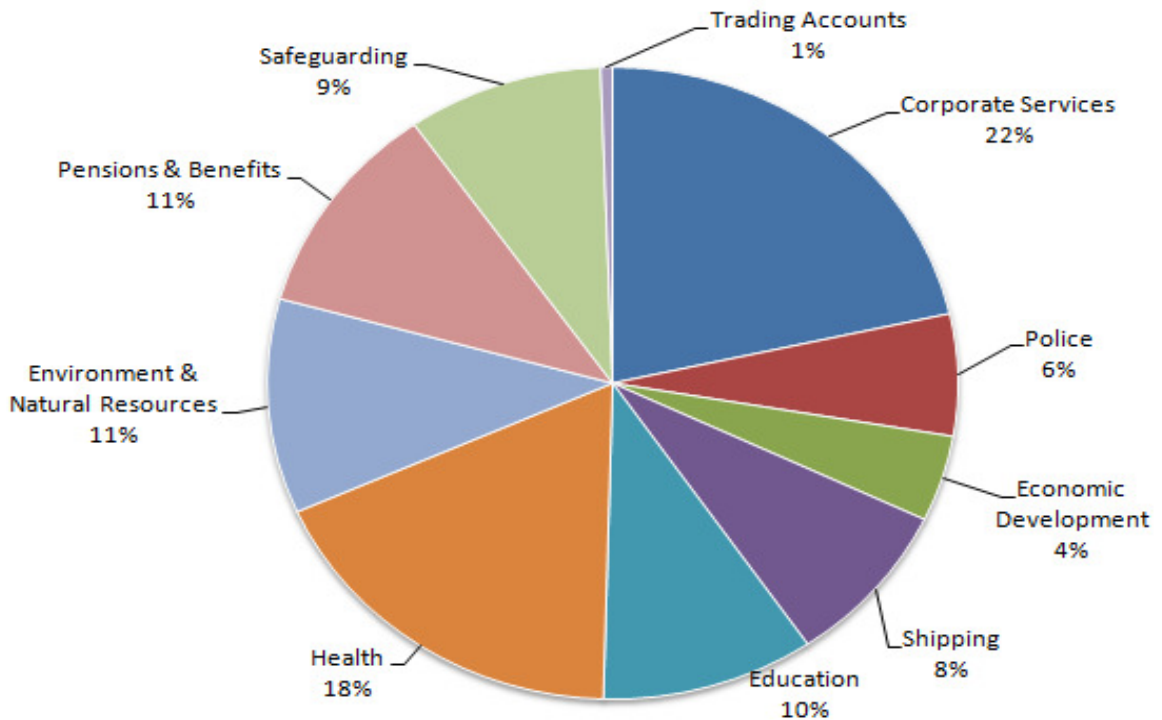
The chart below shows the recurrent expenditure by Directorate and spending areas that do not form part of any specific directorate.

Recurrent Expenditure by Head for 2015/16



The chart below shows the recurrent expenditure by Directorate including the allocation of the TC line posts.

Recurrent Expenditure by Head including Technical Co-operation for 2015/16



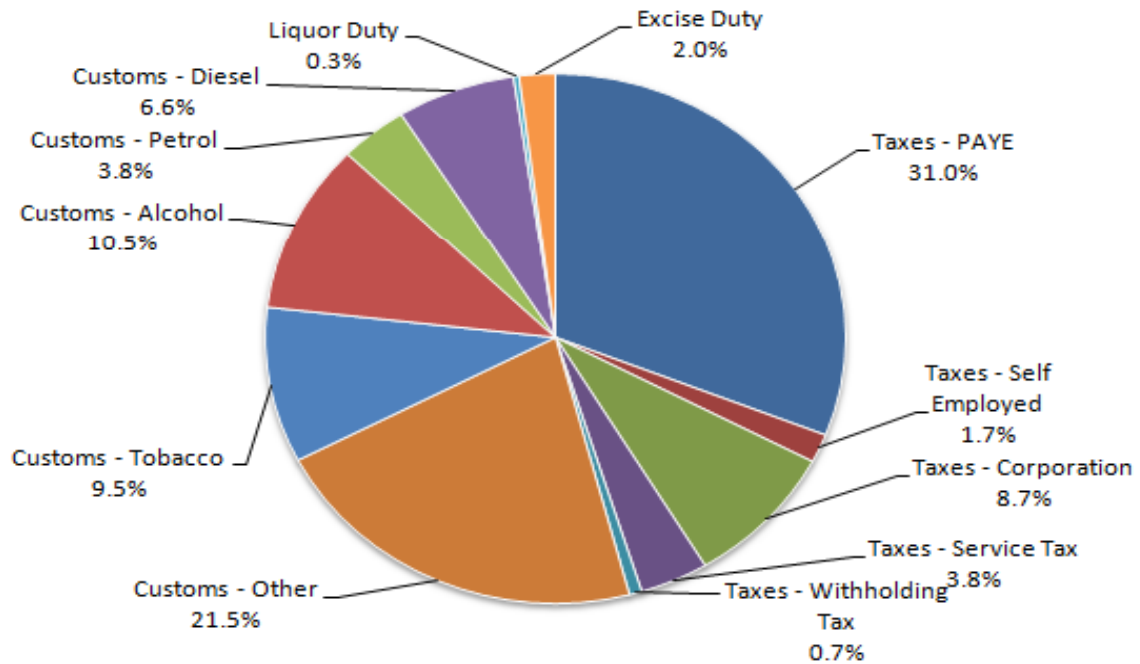
Taxes and Customs Duties

The table below summarises estimated revenues from taxes and duties for 2015/16:

	2014/15 £000	2015/16 £000	Increase/ (Decrease) £0
Taxes			
- Income, Services and Withholding Tax	3,950	4,619	669
Duties			
- Customs Duties (including Excise)	4,677	5,444	767
Total Revenues	8,627	10,063	1,436

The graph below shows the sources and proportion of tax and customs duty revenue for 2015/16 :

Taxes and Customs Duty Revenue by Source in 2015/16



Taxes

This year we look to build on the early reforms. The tax revenue projections above take account of increases due to the implementation of revised tax rates and general increases in income as a result of business development. In particular, we plan to increase the base level of income tax by 1% to 26%; introduce a higher rate tax band for income over £25,000 per annum at 31% and introduce 8% tax on dividends falling into the higher rate tax band. Corporation Tax will remain the same at 25%.

The table below shows the projected income tax for the 2015/16 financial year, the 2014/15 financial year budget and 2013/14 actual tax revenue:

	2013/14 Actual £000	2014/15 Budget £000	2015/16 Budget £000
Taxes - PAYE	2,157	2,635	3,118
Taxes - Self Employed	263	246	175
Taxes - Corporation Tax	461	619	872
Taxes - Service Tax	333	359	384
Taxes - Withholding Tax	89	91	70
Total Taxes	3,303	3,950	4,619

Customs Duties

The table below shows the projected Customs and Excise duties for the 2015/16 financial year, the 2014/15 financial year budget and 2013/14 actual tax revenue:

	2013/14 Actual £000	2014/15 Budget £000	2015/16 Budget £000
Customs - Other	1,992	2,204	2,160
Specific Duty (Alcohol and Tobacco)	1,963	1,642	2,005
Fuel (Petrol)	317	247	382
Fuel (Diesel)	228	450	664
Liquor Duty	0	29	31
Excise Duty	0	105	202
Total Customs and Excise Duties	4,500	4,677	5,444

Changes to customs duties include the indexation of specific duties in line with the past-year's average inflation rate; and the continued equalisation process between petrol and diesel duties, which will see duty on diesel increase by £0.12 per litre, fully equalising at £0.39 per litre.

Projections for taxes and duties are based on the updated macro-economic modelling, with adjustments for changes to tax policies. The updated macro-economic model provides the evidenced based, robust estimate of future tax revenues.



**GOVERNMENT OF ST HELENA
SUMMARY OF BUDGETED EXPENDITURE AND REVENUE**

	2014/15 Estimate £000's	2014/15 Revised Estimate £000's	2015/16 Estimate £000's
EXPENDITURE			
Recurrent Expenditure			
Corporate Services - Support, Policy & Planning	1,144	1,244	1,238
Corporate Services - Corporate Human Resources	5,312	5,750	7,143
Police	873	951	1,199
Corporate Services - Corporate Finance	3,530	3,760	3,785
Economic Development	1,275	1,211	1,100
Shipping	4,013	2,952	2,684
Education	2,647	2,739	2,544
Health	3,235	3,690	3,316
Environment & Natural Resources	2,611	2,701	2,938
Safeguarding	1,360	1,461	2,615
	26,000	26,459	28,562
Transfer to Capital Projects	0	669	0
Pensions & Benefits	3,278	3,278	3,515
TOTAL EXPENDITURE	29,278	30,406	32,077
REVENUE			
Recurrent Revenue			
Taxes	8,627	8,627	10,063
Duty & Licences received	205	205	227
Fines & Fees received	492	492	426
Government Rents	232	232	196
Earnings Government Departments	147	147	72
Income Received	74	74	38
Treasury Receipts	430	430	439
DfID Grant	17,563	17,563	19,434
Recharges between Directorates	1,508	1,508	1,182
	29,278	29,278	32,077
Transfer from reserves and funds	0	0	0
TOTAL REVENUE	29,278	29,278	32,077

SUMMARY OF TOTAL REVENUE



**GOVERNMENT OF ST HELENA
TOTAL REVENUE**

Sub-Head No.		Previous year's Estimate 2014/15 £000's	Current year Estimate 2015/16 £000's
	TAXES	8,627	10,063
012-00200	Taxes - PAYE	2,635	3,118
012-00201	Taxes - Self Employed	246	175
012-00202	Taxes - Corporation Tax	619	872
012-00203	Taxes - Service Tax	359	384
012-00204	Taxes - Withholding Tax	91	70
012-00205	Customs - Other	2,204	2,160
012-00206	Customs - Alcohol	892	1,053
012-00207	Customs - Tobacco	750	952
012-00208	Customs - Petrol	450	382
012-00209	Customs - Diesel	247	664
012-00210	Liquor Duty	29	31
012-00220	Excise Duty	105	202
	DUTY & LICENCES RECEIVED	205	227
013-00301	Stamp Duty	20	42
013-00302	Dog license	7	7
013-00303	Firearm license	7	7
013-00304	Liquor license	6	8
013-00305	Road Traffic license	150	157
013-00307	Gaming Machine license	3	3
013-00310	Other licenses & duty received	12	3
	FINES & FEES RECEIVED	492	426
014-00403	Court Fees & Fines	12	12
014-00404	Light Dues	11	11
014-00405	Cranage	5	5
014-00407	Dental Fees	14	14
014-00408	Fees of Office	18	0
014-00409	Medical & Hospital	175	175
014-00413	Trade Marks	8	7
014-00414	Post Office charges	5	5
014-00415	Meat Inspection Fees	17	16
014-00416	Vet Services	12	12
014-00417	Marriage Fees, etc	3	4
014-00418	Land Registration fees	10	11
014-00419	Spraying Fees etc	4	4
014-00420	Immigration Fees	51	84
014-00430	Planning Fees	15	33
014-00428	Fish/Food Testing Fees	10	12
014-00432	Company Registration fees	4	17
014-00431	GIS Fees	17	3
014-00450	Other Fees Received	101	1



**GOVERNMENT OF ST HELENA
TOTAL REVENUE**

Sub-Head No.	Previous year's Estimate 2014/15 £000's	Current year Estimate 2015/16 £000's
GOVT RENTS ETC	232	196
015-00503 A&NRD Gardens	6	6
015-00504 Leased House Plots	62	14
015-00505 Home to Duty Transport	21	10
015-00507 Misc Receipts	135	159
015-00508 A&F Buildings	8	7
EARNINGS GOVT DEPTS	147	72
016-00601 Stamp Sales(Postal)	33	34
016-00602 Stamp Sales (Philatelic)	26	25
016-00603 Sale of Firewood	10	10
016-00604 Sale of Timber Logs	3	2
016-06610 Other Earnings Received	75	1
INCOME RECEIVED	74	38
017-00750 Other Income received	74	38
TREASURY RECEIPTS	430	439
018-00801 Interest	168	50
018-00804 Currency Fund Surplus	200	250
018-00806 Dividends	37	112
018-00808 Argos	25	27
TOTAL LOCAL REVENUE	10,207	11,461
GRANT	17,563	19,434
018-00810 Grant-in-Aid	13,550	16,750
018-00820 Shipping	4,013	2,684
RECHARGES RECEIVED	1,508	1,182
019-00906 Other	1,508	1,182
TOTAL REVENUE	29,278	32,077

SUMMARY OF TOTAL EXPENDITURE



**GOVERNMENT OF ST HELENA
TOTAL EXPENDITURE**

Sub-Head No.		Previous year's Estimate 2014/15 £000's	Current year Estimate 2015/16 £000's
	EMPLOYEE COSTS	7,518	8,105
021-01103	Salaries	5,099	6,001
021-01105	Allowances	147	148
021-01107	Staff Mileage Allowance	6	6
021-01201	Defined Benefit Pensions	1,180	1,223
021-01205	Training expenses	8	29
021-01302	Part Time Staff wages	87	93
021-01304	Overtime	38	35
021-01400	Other Employee Costs	766	346
021-01202	Defined Contribution Pensions	187	224
	PROPERTY COSTS	526	666
022-02101	Building Maintenance	144	210
022-02102	Grounds Maintenance	16	20
022-02106	Maintenance (Upgrade) of Housing	0	2
022-02107	Roads Maintenance	5	20
022-02203	Electricity	293	334
022-02302	Rent of Premises	5	5
022-02401	Water	35	47
022-02501	Maintenance of Street Lights	8	10
022-02601	Cleaning Materials	20	18
	TRANSPORT & PLANT COSTS	36	72
023-03501	Vehicle Hire Charges - Outside SHG	1	31
023-03502	Plant Hire Charges - Outside SHG	0	6
023-03800	Maintenance of Plant	35	35
	SUPPLIES AND SERVICES	2,753	3,263
024-04101	Furniture and Equipment	96	281
024-04102	Tools	7	11
024-04103	Materials	425	430
024-04104	Fert/Pesticides/Fungicides	16	18
024-04105	Chemicals	1	2
024-04107	Lubricating Oils	3	3
024-04108	Plant & Equipment Maintenance	27	26
024-04109	Medical supplies	516	552
024-04110	Vet Drugs/Stores	30	32
024-04111	Animal Feeds	2	3
024-04114	Repairs and maintenance - other	10	3
024-04115	Fuel	21	25
024-04116	Computer Equipment	150	192
024-04120	Publicity & Promotional Activities and Materials	7	31
024-04123	Prisoner Rehabilitation	4	4



**GOVERNMENT OF ST HELENA
TOTAL EXPENDITURE**

Sub-Head No.		Previous year's Estimate 2014/15 £000's	Current year Estimate 2015/16 £000's
024-04124	Prison Farm	0	6
024-04125	Prison Community Workshop	0	2
024-04201	Food Provisions	107	137
024-04301	Uniforms	28	38
024-04302	Protective Clothing	28	32
024-04401	Library Books & materials	34	30
024-04402	Stamp Issues	25	27
024-04403	Computer consumables	50	48
024-04405	Training Materials	68	189
024-04406	Photocopy Consumables	5	5
024-04503	Overseas medical treatment	947	872
024-04505	Post Office charges	10	12
024-04509	Occupational Therapy	8	8
024-04508	Scientific & Technical Analysis	35	60
024-04710	Education Broadband	73	141
024-04407	IT Renewals & Licences	20	43
	ADMINISTRATION COSTS	513	538
025-05101	Printing	18	16
025-05102	Stationery	13	13
025-05103	Newspapers and Periodicals	3	2
025-05105	General Office expenses	10	10
025-05201	Postages	4	5
025-05202	Telephones, Fax and Internet Charges	398	420
025-05205	Other Administration Costs	54	51
025-05206	Advertising	5	10
025-09100	Bank and Crown Agents Charges	8	11
	PAYMENT TO OTHER AGENCIES, BODIES OR PERSONS	12,817	13,753
026-06101	Examination & Testing fees	28	28
026-06104	Student Scholarship Scheme and Allowances	124	88
026-06105	Apprenticeships	0	126
026-06200	Miscellaneous Grants	92	92
026-06202	Allowances-Youth Trainees	120	0
026-06204	Solomon's management fee	3	3
026-06106	Miscellaneous Farmers Support	72	81
026-06501	Social Benefits	425	526
026-06504	Disabled Allowances	90	137
026-06701	Shipping Subsidy payments	3,923	2,584
026-06703	SHL Expenditure	90	100
026-06600	Short-term TC Officers	0	2,000
026-06601	Long-term TC Officers	5,034	4,734
026-06602	TC Training	158	246
026-06505	Basic Island Pension	1,678	1,771



**GOVERNMENT OF ST HELENA
TOTAL EXPENDITURE**

Sub-Head No.		Previous year's Estimate 2014/15 £000's	Current year Estimate 2015/16 £000's
026-06141	Public Solicitors Office	62	72
026-06143	Media Services	105	95
026-06145	Swimming Pool Contract	63	83
026-06148	Public Transport System	30	30
026-06158	Subsidy to Connect St Helena	578	777
026-06159	Human Rights Office	0	38
026-06157	National Trust	17	17
026-06162	Heritage Society	14	14
026-06163	New Horizons	44	44
026-06166	SHAPE	67	67
	OTHER EXPENDITURE	1,987	2,197
027-07101	Councillors' Expenses	185	182
027-07106	UK Representative	198	191
027-07107	Other Representatives	2	2
027-07108	Expenses	44	128
027-07112	Sub to Professional Bodies	47	43
027-07114	Legal Fees	61	461
027-07115	Ferry Service	21	21
027-06119	Enterprise St Helena	1,275	1,100
027-07122	Audit Fees	84	0
027-07128	International Passages	50	43
027-07135	Ad Hoc Committee Expenses	10	10
027-07136	Commonwealth Parliamentary Assoc.	10	16
	PAYMENTS TO CONTRACTORS	992	1,164
028-08101	Agricultural Contracts	142	123
028-08102	Bus Service	221	221
028-08103	Other Contracts	291	473
028-08104	Cleaning Contract	338	347
	RECHARGES PAID	2,136	2,319
029-09900	Transport	575	614
029-09903	IT	315	370
029-09904	Customs	5	7
029-09905	Other	1,241	1,328
	TOTAL EXPENDITURE	29,278	32,077

SUMMARY OF EXPENDITURE AND REVENUE BY HEAD



**GOVERNMENT OF ST HELENA
SUMMARY OF BUDGETED EXPENDITURE AND REVENUE BY HEAD**

Head / Output	Expenditure 2015/16 £000's	Revenue 2015/16 £000's	Surplus/(Deficit) 2015/16 £000's
CORPORATE SERVICES - SUPPORT, POLICY & PLANNING			
Governor's Office	163	0	(163)
Management and Admin	200	173	(27)
Information Services	45	1	(44)
Public / National Affairs	212	0	(212)
Supporting Executive and Legislative Councils	251	0	(251)
Justice Administration	110	34	(76)
Public Relations	81	0	(81)
Strategic Policy and Planning	56	0	(56)
Attorney General	66	0	(66)
Internal Audit Office	54	0	(54)
	1,238	208	(1,030)
CORPORATE SERVICES - CORPORATE HUMAN RESOURCES			
HR Services	163	0	(163)
TC Posts	6,734	0	(6,734)
Overseas Training	246	0	(246)
	7,143	0	(7,143)
POLICE			
Fire & Rescue	184	2	(182)
Police Operations	575	4	(571)
HM Prison	210	5	(205)
Police Investigations and Public Protection	41	0	(41)
Immigration & Licensing	52	260	208
Emergency Planning	27	0	(27)
Sea Rescue Service	110	0	(110)
	1,199	271	(928)
CORPORATE SERVICES - CORPORATE FINANCE			
Revenue Services	408	10,079	9,671
Management of Social Security	30	0	(30)
Accounting Services	262	0	(262)
Payments on behalf of the Crown	2,831	17,146	14,315
Post & Customer Service Centre	187	83	(104)
Procurement Services	35	0	(35)
Programme Management Unit	32	4	(28)
	3,785	27,312	23,527
ECONOMIC DEVELOPMENT			
Economic Development	1,100	0	(1,100)
PENSIONS AND BENEFITS			
Pensions and Benefits	3,515	0	(3,515)
SHIPPING			
Shipping	2,684	2,684	0



**GOVERNMENT OF ST HELENA
SUMMARY OF BUDGETED EXPENDITURE AND REVENUE BY HEAD**

Head / Output	Expenditure 2015/16 £000's	Revenue 2015/16 £000's	Surplus/(Deficit) 2015/16 £000's
EDUCATION			
Management and Admin	249	249	0
Vocational Education	367	3	(364)
Primary & Pre School Sector - Pilling Primary	197	0	(197)
Primary & Pre School Sector - Harford Primary	195	0	(195)
Primary & Pre School Sector - St Pauls Primary	207	0	(207)
Secondary Education	893	3	(890)
Education Standard Support	250	0	(250)
Teacher Training	54	0	(54)
Tertiary Education	93	0	(93)
Public Library	39	2	(37)
	2,544	257	(2,287)
HEALTH			
Management & Admin	411	411	0
Medical	1,547	0	(1,547)
Hospital/Acute Care	719	161	(558)
Community Care (Primary Care)	153	0	(153)
Dental	90	14	(76)
Environmental Health	186	67	(119)
Laboratory	210	51	(159)
	3,316	704	(2,612)
ENVIRONMENTAL & NATURAL RESOURCES			
Forestry Production & Tree Surgery	129	15	(114)
Fisheries Admin, Protection & Policy Advice	84	29	(55)
Agricultural Biosecurity Services	98	5	(93)
Agricultural Funding Support Programme	81	0	(81)
Agricultural Support	208	22	(186)
Forest Establishment, Maint & Protection	121	0	(121)
Grounds Maintenance	83	0	(83)
Management and Admin	185	122	(63)
Provision and maintenance of roads	327	1	(326)
Works and Technical Services	437	218	(219)
Provision and maintenance of street lighting	50	0	(50)
Rockfall	40	0	(40)
Lands & Buildings Management	422	116	(306)
National Geographic Information System	81	17	(64)
Planning and Building Control	78	12	(66)
Environmental Assessment and Advisory	38	0	(38)
Environmental Risk Management	85	0	(85)
Environmental Management	42	0	(42)
Nature Conservation - Terrestrial	45	0	(45)
Nature Conservation - Marine	132	0	(132)
Sanitary Services	172	0	(172)
	2,938	557	(2,381)



**GOVERNMENT OF ST HELENA
SUMMARY OF BUDGETED EXPENDITURE AND REVENUE BY HEAD**

Head / Output	Expenditure 2015/16 £000's	Revenue 2015/16 £000's	Surplus/(Deficit) 2015/16 £000's
SAFEGUARDING			
Safeguarding Project	1,200	0	(1,200)
Learning Disabilities	271	1	(270)
Social Services	207	0	(207)
Family Centre	39	0	(39)
Sheltered Accommodation	61	23	(38)
Community Care	700	60	(640)
Occupational Therapy & Disability Allowance	137	0	(137)
	2,615	84	(2,531)
TOTAL	32,077	32,077	0

ANALYSIS OF EXPENDITURE AND REVENUE BY HEAD

HEAD 12: CORPORATE SERVICES - SUPPORT, POLICY & PLANNING

Accounting Officer: Corporate Services Executive Manager

Corporate Support, Policy and Planning is responsible for leading, facilitating and co-ordinating the effective and efficient conduct of Government business and for providing administrative support to the Attorney General's Chambers, Judicial Services, Internal Audit Office and Plantation House.

	Estimate Recurrent 2014/15 £000's	Estimate Capital 2014/15 £000's	Revised Recurrent 2014/15 £000's	Revised Capital 2014/15 £000's	Estimate Recurrent 2015/16 £000's
EXPENDITURE BY OUTPUT					
Governors Office	158	0	164	0	163
Management and Admin	222	0	224	0	200
Information services	48	0	50	0	45
Public and National Affairs	179	0	240	0	212
Supporting Executive and Legislative Councils	246	0	256	0	251
Justice Administration	80	0	91	0	110
Public Relations	27	0	32	0	81
Strategic Policy and Planning	80	0	82	0	56
Attorney General	52	0	53	0	66
Internal Audit Office	52	0	52	0	54
TOTAL OUTPUTS	1,144	0	1,244	0	1,238
REVENUE BY OUTPUT					
Governors Office	1		1	0	0
Management and Admin	209		209	0	173
Information services	1		1	0	1
Justice Administration	34		34	0	34
TOTAL REVENUE	245	0	245	0	208
NET EXPENDITURE (REVENUE)	899	0	999	0	1,030

Notes:

1. Administrative support for Governor's Office, Attorney General's Chambers and Internal Audit Office was previously appropriated under Heads 11, 14 and 24 respectively. These have now been appropriated under Head 12. Previous year estimates have been included for comparison.

2. Included in the Total Outputs is an amount of £128k which is recharges between Directorates and Cost Centres.

HEAD 13: CORPORATE SERVICES - CORPORATE HUMAN RESOURCES

Accounting Officer: Head of Human Resources

Corporate Human Resources deals with the ongoing development of the public service, by developing and improving policies and procedures in line with modern human resource practices and works in partnership with directorates to ensure all St Helena Government (SHG) staff achieve their full potential. CHR plays a key role in the change process and works closely with other SHG directorates to recruit, train and retain high calibre / skilled staff, to undertake core functions within SHG.

	Estimate Recurrent 2014/15 £000's	Estimate Capital 2014/15 £000's	Revised Recurrent 2014/15 £000's	Revised Capital 2014/15 £000's	Estimate Recurrent 2015/16 £000's
EXPENDITURE BY OUTPUT					
Human Resource Services	118	0	156	0	163
Technical Co-operation Posts	5,034	0	5,442	0	6,734
Overseas Training	158	0	150	0	246
Local Training	2	0	2	0	0
TOTAL OUTPUTS	5,312	0	5,750	0	7,143
NET EXPENDITURE (REVENUE)	5,312	0	5,750	0	7,143

Notes:

1. Short-Term TC Posts were previously under a separate DFID project. Funding now included in the recurrent budget under Technical Co-operation Posts.
2. Included in the Total Outputs is an amount of £20k which is recharges between Directorates.

HEAD 15: POLICE

Accounting Officer: Director of Police

The Police Directorate is responsible for Police, Immigration, Prison, Fire and Rescue, Sea Rescue, vehicle inspection of SHG vehicles and regulation of private vehicle inspection garages, driver competence tests and Emergency Planning and Resilience.

	Estimate Recurrent 2014/15 £000's	Estimate Capital 2014/15 £000's	Revised Recurrent 2014/15 £000's	Revised Capital 2014/15 £000's	Estimate Recurrent 2015/16 £000's
EXPENDITURE BY OUTPUT					
Fire and Rescue	181	0	188	0	184
Police Operations	461	0	474	0	575
HM Prison	150	0	201	0	210
Community Policing	28	0	28	0	0
Police Investigations and Public Protection	0	0	0	0	41
Immigration & Licensing	46	0	50	0	52
Emergency Planning	7	0	10	0	27
Sea Rescue Service	0	0	0	0	110
TOTAL OUTPUTS	873	0	951	0	1,199
REVENUE BY OUTPUT					
Fire and Rescue	2	0	2	0	2
Police Operations	13	0	13	0	4
HM Prison	4	0	4	0	5
Immigration & Licensing	221	0	221	0	260
TOTAL REVENUE	240	0	240	0	271
NET EXPENDITURE (REVENUE)	633	0	711	0	928

Notes:

1. Included in revenue of Immigration and Licensing is the Road Traffic Licenses of £157k and Immigration Fees of £84k.
2. Included in the Total Outputs is an amount of £128k which is recharges between Directorates.

HEAD 17:CORPORATE SERVICES - CORPORATE FINANCE

Accounting Officer: Assistant Financial Secretary

Corporate Finance is responsible for ensuring the effective management of St Helena Government's finances; raising revenue through collection of Customs Duty and taxes; controlling the entry of prohibited and restricted items; port management services; postal, philatelic, licensing and registrar services; procurement services; management of capital programme and management of social security payments.

	Estimate Recurrent 2014/15 £000's	Estimate Capital 2014/15 £000's	Revised Recurrent 2014/15 £000's	Revised Capital 2014/15 £000's	Estimate Recurrent 2015/16 £000's
EXPENDITURE BY OUTPUT					
Pensions & Payroll	58	0	58	0	0
Revenue Services	349	0	349	0	408
Management of Social Security	28	0	28	0	30
Accounting Services	190	0	190	0	262
Post & Customers Services Centre	176	0	176	0	187
Payments on behalf of the Crown	2,695	0	2,922	600	2,831
Procurement	34	0	34	0	35
Programme Management Unit	28	0	31	0	32
TOTAL OUTPUTS	3,558	0	3,788	600	3,785
REVENUE BY OUTPUT					
Revenue Services	8,661	0	8,661	0	10,079
Post & Customers Services Centre	85	0	85	0	83
Payments on behalf of the Crown	14,125	0	14,125	0	17,146
Programme Management Unit	2	0	2	0	4
TOTAL REVENUE	22,873	0	22,873	0	27,312
NET EXPENDITURE (REVENUE)	(19,315)	0	(19,085)	600	(23,527)

Notes:

1. The Programme Management Unit had previously been appropriated under ENRD. Previous year estimate has been included for comparison.
2. Previously Management of Social Security was appropriated under Head 23. Previous year estimate included for comparison.
3. Included in the Total Outputs is an amount of £315k which is recharges between Directorates and Cost Centres.
4. Included in the revenues above are the following:

Grant-in-Aid	£16,750k
Customs Duty	£5,444k
Taxes	£4,619k

HEAD 19: ECONOMIC DEVELOPMENT

Accounting Officer: Assistant Financial Secretary

Economic Development is to oversee the growth in the economy following the construction of the airport, that ultimately will make St Helena financially self sustaining.

	Estimate Recurrent 2014/15 £000's	Estimate Capital 2014/15 £000's	Revised Recurrent 2014/15 £000's	Revised Capital 2014/15 £000's	Estimate Recurrent 2015/16 £000's
EXPENDITURE BY OUTPUT					
Economic Development	1,275	0	1,211	0	1,100
TOTAL OUTPUTS	1,275	0	1,211	0	1,100
		0		0	
NET EXPENDITURE (REVENUE)	1,275	0	1,211	0	1,100

HEAD 20: PENSIONS AND BENEFITS

Accounting Officer: Head of Accounting Services

This service area is concerned with the statutory payments of pension benefits to SHG employees under the Pensions Ordinance 2012 and the payment of Basic Island Pension and Income Related Benefits to social welfare recipients under the Social Security Ordinance 2011.

	Estimate Recurrent 2014/15 £000's	Estimate Capital 2014/15 £000's	Revised Recurrent 2014/15 £000's	Revised Capital 2014/15 £000's	Estimate Recurrent 2015/16 £000's
EXPENDITURE BY OUTPUT					
Pensions	1,180	0	1,180	0	1,224
Basic Island Pensions	1,678	0	1,678	0	1,771
Income Related Benefits	420	0	420	0	520
TOTAL OUTPUTS	3,278	0	3,278	0	3,515
NET EXPENDITURE (REVENUE)	3,278	0	3,278	0	3,515

Note: Head 20 Pensions and Benefits is not required to be appropriated from the Consolidated Fund under the Appropriation Ordinance as these payments are authorised under the Pensions Ordinance 2012 and Social Security Ordinance 2011 respectively.

HEAD 21: SHIPPING

Accounting Officer: Assistant Financial Secretary

Shipping is responsible for the operations of the RMS St Helena through administering the DFID Shipping Subsidy. Payments are made to St Helena Line who in turn oversees the payment of the subsidy to AW Ship Management Ltd.

	Estimate Recurrent 2014/15 £000's	Estimate Capital 2014/15 £000's	Revised Recurrent 2014/15 £000's	Revised Capital 2014/15 £000's	Estimate Recurrent 2015/16 £000's
EXPENDITURE BY OUTPUT					
Shipping	4,013	0	2,952	0	2,684
TOTAL OUTPUTS	4,013	0	2,952	0	2,684
REVENUE BY OUTPUT					
Shipping	4,013	0	4,013	0	2,684
TOTAL REVENUE	4,013	0	4,013	0	2,684
NET EXPENDITURE (REVENUE)	0	0	(1,061)	0	0

HEAD 22: EDUCATION

Accounting Officer: Director of Education

The Education Directorate's role is to ensure that education services are provided to meet the needs of the people of Saint Helena and to support the economic and human capital development of the island. The Directorate operates 3 primary and 1 secondary school which provide full-time compulsory schooling for persons 5 to 16 years under the Education Ordinance No 8 of 2008. In addition to obligatory provision under the current Ordinance, the Directorate also delivers a range of other services which include the public library, nursery education and adult education, training and apprenticeship programmes many of which lead to internationally accredited academic and vocational qualifications.

	Estimate Recurrent 2014/15 £000's	Estimate Capital 2014/15 £000's	Revised Recurrent 2014/15 £000's	Revised Capital 2014/15 £000's	Estimate Recurrent 2015/16 £000's
EXPENDITURE BY OUTPUT					
Management and Admin	381	0	381	0	249
Vocational Education	422	0	424	0	367
Pilling Primary and Pre-school	203	0	212	0	197
Harford Primary and Pre-school	210	0	210	0	195
St Pauls Primary and Pre-School	221	0	224	0	207
Secondary Education	727	0	800	0	893
Teacher Training	63	0	66	0	54
Education Standard Support	257	0	257	0	250
Tertiary Education	126	0	126	0	93
Public Library	37	0	39	0	39
TOTAL OUTPUTS	2,647	0	2,739	0	2,544
REVENUE BY OUTPUT					
Management and Admin	362	0	362	0	249
Vocational Education	5	0	5	0	3
Pilling Primary and Pre-school	5	0	5	0	0
Harford Primary and Pre-school	1	0	1	0	0
St Pauls Primary and Pre-School	2	0	2	0	0
Secondary Education	9	0	9	0	3
Teacher Training	1	0	1	0	0
Public Library	3	0	3	0	2
TOTAL REVENUE	388	0	388	0	257
NET EXPENDITURE (REVENUE)	2,259	0	2,351	0	2,287

Notes:

1. The School Bus Service contract was previously appropriated under Head 22. This has transferred to Head 17, POBOC totalling £221k.
2. Included in the Total Outputs is an amount of £401k which is recharges between Directorates and Cost Centres.

HEAD 23: HEALTH

Accounting Officer: Director of Health

The Health Directorate is responsible for health promotion; pre hospital emergency care; acute care, primary, secondary and tertiary care; community health care and associated health care services, including mental health, radiography and ultrasound, physiotherapy and occupational therapy, midwifery; environmental health; pathology and microbiology services; pharmacy services and healthcare governance; supported by administrative services dealing with staff recruitment, budgeting, procurement, outsourcing and overall support to sections of the Directorate.

	Estimate Recurrent 2014/15 £000's	Estimate Capital 2014/15 £000's	Revised Recurrent 2014/15 £000's	Revised Capital 2014/15 £000's	Estimate Recurrent 2015/16 £000's
EXPENDITURE BY OUTPUT					
Management & Admin	424	0	424	0	411
Medical	1,545	0	1,977	0	1,547
Hospital/Acute Care	540	0	550	0	719
Community Care (Primary Care)	115	0	115	0	153
Dental	62	0	75	0	90
Environmental Health	357	0	357	0	186
Laboratory	192	0	192	0	210
TOTAL OUTPUTS	3,235	0	3,690	0	3,316
REVENUE BY OUTPUT					
Management & Admin	382	0	382	0	411
Hospital/Acute Care	161	0	161	0	161
Dental	14	0	14	0	14
Environmental Health	30	0	30	0	67
Laboratory	28	0	28	0	51
TOTAL REVENUE	615	0	615	0	704
NET EXPENDITURE (REVENUE)	2,620	0	3,075	0	2,612

Note:

1. In the previous year Outputs under Social Services were appropriated under Head 23. These services have now transferred to the Safeguarding Directorate and are appropriated under Head 29.
2. Previously Sanitary Services was appropriated under Head 23, Environmental Health. This service has now transferred to Head 26 totalling £172k.
3. Included in the Total Outputs is an amount of £568k which is recharges between Directorates and Cost Centre.

HEAD 26: ENVIRONMENT AND NATURAL RESOURCES

Accounting Officer: Director of Environment and Natural Resources

The Environment and Natural Resources Directorate is working to manage, develop and protect St Helena's natural and built environment in order to promote a successful economy and a healthy community. The directorate has responsibility for agriculture, forestry and fisheries, planning and development control, properties, infrastructure, environmental management, nature conservation and waste management. The directorate is also responsible for housing and the government vehicle fleet, both of which are operated as trading accounts.

	Estimate Recurrent 2014/15 £000's	Estimate Capital 2014/15 £000's	Revised Recurrent 2014/15 £000's	Revised Capital 2014/15 £000's	Estimate Recurrent 2015/16 £000's
EXPENDITURE BY OUTPUT					
Forestry production and tree surgery	108	0	125	0	129
Forest establishment, maintenance & protection	116	0	116	0	121
Fisheries administration, protection and policy advice	84	0	57	0	84
Agricultural bio security services	92	0	92	0	98
Agricultural funding support programme	72	0	72	0	81
Agricultural support	218	0	231	0	208
Grounds maintenance	76	0	76	0	83
Management and Admin	215	0	215	0	185
Provision and maintenance of roads	376	0	403	47	327
Provision and maintenance of street lighting	21	0	42	0	50
Rockall protection	29	0	30	0	40
Work and technical services	413	0	427	22	437
Lands & Buildings Management	409	0	391	0	422
National Geographic Information System	61	0	74	0	81
Planning and Building Control	56	0	59	0	78
Environmental Assessment and Advisory	37	0	37	0	38
Environmental Risk Management	21	0	21	0	85
Environmental Management	32	0	32	0	42
Nature Conservation - Terrestrial	128	0	154	0	132
Nature Conservation - Marine	47	0	47	0	45
Sanitary Services	0	0	0	0	172
TOTAL OUTPUTS	2,611	0	2,701	69	2,938

HEAD 26: ENVIRONMENT AND NATURAL RESOURCES

Accounting Officer: Director of Environment and Natural Resources

The Environment and Natural Resources Directorate is working to manage, develop and protect St Helena's natural and built environment in order to promote a successful economy and a healthy community. The directorate has responsibility for agriculture, forestry and fisheries, planning and development control, properties, infrastructure, environmental management, nature conservation and waste management. The directorate is also responsible for housing and the government vehicle fleet, both of which are operated as trading accounts.

	Estimate Recurrent 2014/15 £000's	Estimate Capital 2014/15 £000's	Revised Recurrent 2014/15 £000's	Revised Capital 2014/15 £000's	Estimate Recurrent 2015/16 £000's
REVENUE BY OUTPUT					
Forestry production and tree surgery	24	0	24	0	15
Fisheries administration, protection and policy advice	96	0	96	0	29
Agricultural bio security services	5	0	5	0	5
Agricultural support	23	0	23	0	22
Management and admin	132	0	132	0	122
Provision and maintenance of roads	1	0	1	0	1
Work and technical services	415	0	415	0	218
Lands & Buildings Management	92	0	92	0	116
National Geographic Information System	17	0	17	0	17
Planning and Building Control	15	0	15	0	12
TOTAL REVENUE	820	0	820	0	557
NET EXPENDITURE (REVENUE)	1,791	0	1,881	69	2,381

Notes:

1. Previously A&NRD and Environmental Management had been appropriated under Heads 25 and 28 respectively. These have now been appropriated under Head 26.
2. Included in the Total Outputs is an amount of £572k which is recharges between Directorates and Cost Centres.
3. Previously Sanitary Services was appropriated under Head 23, Environmental Health. This service has now transferred to Head 26 totalling £172k.
4. Included in Environmental Risk Management output above is the forecasting service for the MET Station of £60k.

HEAD 29: SAFEGUARDING

Accounting Officer: Director of Safeguarding

The purpose of the Safeguarding Directorate is to protect and safeguard vulnerable children, young people and adults at risk or suffering from abuse and also committed to working with a range of agencies to improve and protect independence and life outcomes for vulnerable people.

	Estimate Recurrent 2014/15 £000's	Estimate Capital 2014/15 £000's	Revised Recurrent 2014/15 £000's	Revised Capital 2014/15 £000's	Estimate Recurrent 2015/16 £000's
EXPENDITURE BY OUTPUT					
Social Services	234	0	234	0	207
Learning Disabilities	277	0	327	0	271
Family Centre	26	0	47	0	39
Sheltered Accommodation	43	0	44	0	61
Community Care	662	0	691	0	700
Occupational Therapy & Disability Allowance	90	0	90	0	137
Safeguarding Project	0	0	0	0	1,200
TOTAL OUTPUTS	1,332	0	1,433	0	2,615
REVENUE BY OUTPUT					
Learning Disabilities	1	0	1	0	1
Sheltered Accommodation	23	0	23	0	23
Community Care	60	0	60	0	60
TOTAL REVENUE	84	0	84	0	84
NET EXPENDITURE (REVENUE)	1,248	0	1,349	0	2,531

Notes:

1. In the previous year Outputs under Social Services were appropriated under Head 23. These services have now transferred to the Safeguarding Directorate and are appropriated under Head 29.
2. Included in the Total Outputs is an amount of £191k which is recharges between Directorates and Cost Centres.
3. Appropriated under Head 29 is a new DFID funded project of £1,200k for 2015/16 called Statutory and Support Services Required for Victims and Perpetrators of Abuse.

ADDITIONAL INFORMATION

TRADING ACCOUNTS

There are number of SHG activities which operate very similar to a business venture, these are classified as trading accounts and have been set up as Special Funds under the provision of section 3 of the Public Finance ordinance.

	Revised Surplus /(Deficit) 14/15 £000's	Revenue 15/16 £000's	Expenditure 15/16 £000's	Surplus /(Deficit) 15/16 £000's
TRADING ACTIVITIES				
Transport	191	765	572	193
Information Technology	65	511	473	38
Housing Service	0	301	280	21
St Helena Audit Service	61	301	261	40
TOTALS	317	1,878	1,586	292

Note: *Expenditure for Special Funds are not required to be appropriated under the Appropriation Ordinance.*