

SHG Performance TRACKER

Released: March 2015
 Covering: February 2015

Introduction

Overall February has seen continuing progress made across a few areas. For example this includes positive work around the development of Ebony View /Cape Villa projects which is scheduled for completion at end of March 2015. Representatives from Basil Read's subcontractor are currently on island for installation of Air Traffic control equipment etc in readiness for flight trials in July 2015 and the annual target for renewable energy still exceeds its expectation.

KEY PERFORMANCE INDICATORS

The projected attainment targets perceives a challenge for this year and schools are working hard to try and achieve this.

DFID island visits are planned for March/April to ensure progress of the required certification tasks in readiness for ASSI review in July 2015.






There is currently a delay in providing person arriving data for the last two months due to shortage of staff, however backlog should be updated by beginning of April.

Suggestion has also been made to include Education Directorates School Day transport needs as part of the Public Transport System contract.

There has been no significant change in a number of KPIs, however a more detailed commentary will be required for the next month.

Health has been commenting on implementing the EMIS training for the last few months reporting. For March reporting a status report will be required as to where we are at with this training.

Overall Summary

| | January | | February | |
|---|------------------|-----------------------------|------------------|-----------------------------|
| | Progress Tracker | Leading Indicator 14/15) | Progress Tracker | Leading Indicator 14/15) |
|  | 0 | 0 | 0 | 0 |
|  | 2 | 2 | 2 | 1 |
|  | 9 | 9 | 9 | 10 |
|  | 3 | 3 | 3 | 3 |
|  Unknown (due to lack of data) | 0 | 0 | 0 | 0 |

The above table summarises the data in the report. There are 14 areas outlined in the report and both backward and forward looking RAG ratings have been provided.













For this report information has been provided for all areas.

- 0% of areas were given a Red rating
- 14% of areas were given an Amber Striped rating
- 64% of areas were given an Amber rating
- 21% of areas were given a Green rating
- 0% of areas were given an unknown rating

*Figures may not total 100% due to rounding

SHG Performance TRACKER

Released: March 2015
Covering: February 2015

| Thematic Group | Progress Tracker | Monthly Change | Leading Indicator 2014/15 2015/16 | | Commentary |
|--|---|---|--|---|---|
| Economic Development |  |  |  |  | <p>Revenue budgets are monitored on a monthly basis. To date there is an over collection on income and customs revenue of £96K.</p> <p>The average resident population figure as at 28 February 2015 is unconfirmed at the time of reporting, however the available figure as at end October 2014 was 4574. SHG's headcount as at 28 February 2015 was 797.6 representing 17.4% of resident population currently employed by SHG. Also, 7 persons are reported as being registered as claiming unemployment, based on the October 2014 figures, representing 0.1% of the average resident population.</p> |
| Transport |  |  |  |  | <p>Due to shortage of staff Immigration are unable to provide arrivals data for January and February 2015. Target for bringing data entry back on track is 3rd April 2015.</p> <p>Work is ongoing on the Air Service Provider procurement. Work on certification continues with Manuals being produced, working groups are meeting on a regular basis and DFID island visits are planned for March/ April to ensure that the necessary certification tasks are progressing in readiness for ASSI review in July 2015. It is planned for the Fuel Management Contractor (Penspen) to mobilise in June 2015. Representatives from Basil Read's subcontractor 'Thales' are on island and will be installing the air traffic control equipment, navigation aids and aeronautical ground lighting in readiness for flight trials in July 2015. Sea Rescue Manager/ Deputy Emergency Planner was appointed in February and is currently reviewing the present service provided and preparing it for the Airport opening.</p> <p>Procurement Board agreed that current Public Transport System contracts can be extended until 31st July 2015. Procurement Adviser has suggested that the needs of the Education Directorate during the school day should form part of this contract. Now awaiting details of those requirements from Education Directorate so that contract specification can be finalised and expressions of interest invited.</p> |
| Efficient, Effective and Open Government |  |  |  |  | <p>100% - 7 requests received in total since the Code of Practice was introduced. One request received in January required additional 20 working days to deal with it - substantive response due first week in March .</p> <p>Finalisation of FRA report is expected April/ May 2015.</p> |

SHG Performance TRACKER

Released: March 2015
Covering: January 2015

| Thematic Group | Progress Tracker | Monthly Change | Leading Indicator 2014/15 2015/16 | | Commentary |
|-----------------------|------------------|----------------|---|---|---|
| Health & Wellbeing | A | ▬ | A | A | <p>BMI status is fundamentally flawed and this data is inaccurate due to the lack of electronic coding of data. This will be covered off once the remote support/training commences (date TBC - 2014/15). Regarding diabetes control, target of HBA1C ≤ 7.5 & below of 3% has been met. Smoking statistics indicate that 34% of the patients who provided their smoking status are smokers, future coding should identify gender and ages to see where the greatest risks are (for example, females between the ages of 18-25), which will then assist in targeting Health Promotion activities. Further work will be done once the EMIS training kicks in.</p> |
| Utilities | AS | ▬ | AS | A | <p>Sustainability (renewable energy): As anticipated renewable yield has reduced as the wind resource reduces for the summer, the annual target should still be exceeded.</p> <p>Reliability: Further tree clearance works are planned that should reduce the incidence of unplanned outages. Performance should improve since the summer months tend to be more reliable than the winter ones and the previous two months have yielded excellent results that if they continue this month will deliver the target performance. It should be noted that improved systems are in place as a regulatory requirement to capture this data so we are probably identifying faults that would historically have been omitted.</p> <p>Water: Materials for the Sandy Bay treated water supply have been ordered and the contract for the bulk supply to Sandy Bay has been awarded. At the end of February the reservoirs were at 47% capacity with 28% of that capacity contained in Harpers 2 (Earth Dam). The water in the Earth Dam is discoloured due to silt build up over the life of the reservoir.</p> |
| Community and Housing | A | ▬ | A | A | <p>48 news items and stories were released by SHG Public Relations in February 2015.</p> <p>The Human Rights office has now had 75 members of the public come in to ask advice about their rights. The Facilitator is currently working with various directorates to promote rights across the island. The public consultation on the Bill for the Equality & Human Rights Commission has now closed and there are no adverse comments. The Office has now moved to permanent premises and applications have been received for the role of Commissioner.</p> |
| Security | G | ▬ | G | G | <p>The Police Service remains under pressure as a result of a number of significant investigations as well as resource challenges across investigations and uniform policing.</p> |

SHG Performance TRACKER

Released: March 2015
Covering: January 2015

| Thematic Group | Progress Tracker | Monthly Change | Leading Indicator 2014/15 2015/16 | | Commentary |
|----------------|------------------|----------------|---|---|---|
| Environment | A | ■ | A | G | <p>For February 2015, EMD continued to deliver the Darwin Plus funded projects and work on National Environment Management Plan deliverables. Green Budget proposals were presented to ExCo, the EPO was drafted as v5, and v3 of the Integrated Pollution Control Regulations were drafted. Darwin Plus have approved the revised Environmental Monitoring project programme. For airport construction, certification and operations, EMD completed a draft Landfill Operations Manual, Bird Strike Report and completed the drafting of the incinerator planning application and incinerator operation manual. EMD attended several site visits to assess potential impacts of proposed airport development areas. EMD also attended weekly and monthly airport meetings, collected seed and continued propagation for the airport LEMP. EMD agreed the final version of the hazardous waste cell design and costs of construction with Basil Read. EMD also completed a comprehensive budget review of Sanitary Services and forwarded to the Financial Secretary for agreement.</p> |
| Education | A | ■ | A | A | <p>Schools are working hard to achieve the challenging projected attainment targets. Teachers have a wide range of strategies in place to support children and young people in the remaining months before the assessments take place.</p> <p>The data (mean SATS) available on the cohort of year 11 students taking GCSE examinations would suggest 42% of students achieving 5 x A*-C including English and Maths. The mean SATS on this cohort are lower than those achieved for the cohort last year and so a target of 55% 5 x A-C set by the Directorate is going to be a significant challenge. The comfort target for 5 GCSE A* - C including English and Maths for 2015 will be 47% with and aspirational target of 53%.</p> |
| BAM | A | ■ | A | A | <p>There has been good progress compared to last month's reporting, with majority of ratings still remaining with a green status.</p> <p>YTD figures for STTC and LTTC expenditure shows an underspend due to various posts not being filled, late starters and extended contracts resulting in savings. CBU is now completed and it is hoped for clients to relocate in early March. Also works at HTH CDA are currently on hold due to discrepancies from historic data to actual layouts and the new Fire Station and Prison designs are still to be finalised.</p> <p>A 3-year Business Case for capital funding of £16.5m has been approved by DFID Minister.</p> <p>It is also interesting to note that we now have 38 apprentices on the apprenticeship scheme and a number have left to engage in full-time employment.</p> <p>Considering the shortage there has been in teachers and trying to recruit, it will be an advantage to have 3 teachers return to the island later this year with one having a UK qualified status.</p> |

SHG Performance TRACKER

Released: March 2015
Covering: January 2015





| Thematic Group | Progress Tracker | Monthly Change | Leading Indicator 2014/15 2015/16 | | Commentary |
|---------------------------------------|------------------|----------------|---|---|--|
| RISKS | G | ■ | G | G | <p>The picture for February remains broadly unchanged from previous months having said this there were successful turnouts of the whole team meetings held at the end of January in regards to the Change Programme with some excellent feedback from staff . A plan is in the process of being drawn up and to be communicated across all of SHG. Corporate Risks for 2015/16 are currently in the process of being reviewed.</p> |
| Financial Performance | A | ■ | A | G | <p>The Consolidated Fund revenue forecast to the year end is £28,985K and expenditure forecast to the year end is £29,199K. Overall movement on the Consolidated Fund is forecast to be £214K decrease. This decrease includes a planned £600K withdrawal for transfer to the capital programme.</p> <p>Actual Revenue for the year to date of £26,074K is lower than the budget of £26,349K. This means that we have under collected by £275K, which is an adverse variance of 1% against budgeted revenue for the period.</p> <p>Actual Expenditure for the year to date of £25,528K is lower than the budgeted expenditure of £26,692K. This means that we have under spent by £1,164K, which is a favourable variance of 4.4% against budgeted expenditure for the period.</p> |
| Key Revenue and Expenditure variances | A | ■ | A | G | <p>As previously reported the adverse revenue variance is mainly due to under collection in recharges between the cost centres Works and Lands and Buildings Management for maintenance of Government properties. The favourable expenditure variance on the year to date has been achieved through the under spend on Shipping. This has reduced the impact of overspends in other areas.</p> |
| Capital Programme | A | ■ | A | G | <p>The Capital Programme is made up of a number of projects, varying in nature and size. The programme is monitored by the Programme Management Unit who report on the key milestones and spend profile.</p> <p>Total value of the programme for 2014/15 is £15,638K of which £7,925K is European Development funding (EDF). Total spend on the Capital Programme to date is £7,165K. Further details are given below:</p> <p>SHG Property projects are progressing. Ebony View and works at Cape Villa are scheduled for completion by the end of March. Electrical rewiring at Pilling, St Paul's Primary Schools and the Government Landlord Housing are continuing.</p> |

METHODOLOGY

For the Performance Tracker information is provided in four columns.

- The first (***“Progress Tracker”***) is an indicator of progress over the past month relative to expectations at the beginning of the year.
- The second (***“Monthly Tracker”***) highlights whether this progress is an improvement, or otherwise, from the previous month.
- The third (***“Leading Indicator”***) aims to give a snapshot of how progress is likely to be going forward and provide a early warning system for potential issues.
- The forth (***“Commentary”***) aims to provide a succinct overview of each area.

A1: RAG Criteria

| | |
|---|---------------|
|  | Red |
|  | Amber striped |
|  | Amber |
|  | Green |