



**St Helena
Government**

ST HELENA GOVERNMENT

**ESTIMATES OF RECURRENT EXPENDITURE AND
REVENUE AND CAPITAL EXPENDITURE
2020/2021**



GOVERNMENT OF ST HELENA

ESTIMATES OF RECURRENT AND CAPITAL EXPENDITURE AND REVENUE

2020/2021



GOVERNMENT OF ST HELENA

ESTIMATES OF RECURRENT AND CAPITAL EXPENDITURE AND REVENUE

CONTENTS

	Page
Foreword by the Financial Secretary	1
Summary of Budgeted Expenditure and Revenue	16
Summary of Total Revenue	17
Summary of Total Recurrent Expenditure	20
Summary of Expenditure and Revenue by Head	26
Analysis of Expenditure and Revenue by Head	30
Head 12: Corporate Support, Policy & Planning	31
Head 13: Corporate Human Resources	33
Head 15: Police	35
Head 16: Judicial Services	37
Head 17: Corporate Finance	39
Head 19: Economic Development	41
Head 20: Pensions & Benefits	42
Head 21: Access	43
Head 22: Education & Employment	45
Head 23: Health	47
Head 26: Environment, Natural Resources & Planning	49
Head 27: Infrastructure & Transport	51
Head 29: Children & Adults Social Care	53
Additional Information	55
Trading Accounts	56



GOVERNMENT OF ST HELENA BUDGET 2020/21

FOREWORD BY THE FINANCIAL SECRETARY

The Government of St Helena's budget for the financial year 2020/21 is another significant and challenging budget for the Island.

The budget process is, as always, led by Elected Members and they take responsibility for the budget-setting approach and allocation of funding. Elected Members have once again been faced with difficult choices, of which services to fund, to what level or standard, whilst mitigating against the potential risks to the delivery of core public services and remaining within the overall funding limits.

This year an additional significant challenge arose with the Corona Virus pandemic (COVID 19) negatively impacting on virtually all economies across the world, St Helena has been no exception. Against this back drop there is no expectation of growth in local revenue over the coming year, instead we expect a reduction in revenues which the Government is monitoring closely.

Despite the COVID 19 crisis, the continued allocation of budgets to the key priority areas year on year demonstrates the commitment of the Government to invest in and develop front line services for the people of St Helena.

This year's funding envelope is for a one year programme following the latest visit from the UK Government's Department for International Development (DFID) Financial Aid Mission (FAM) team. Despite best efforts, a three year settlement for financial aid could not be agreed but this remains a key priority for the Government to have in place to provide greater clarity and greater certainty to directorates on funding envelopes to develop longer term financial plans.

In light of the one year financial aid settlement, the uncertainty around local revenues due to COVID-19 and the implications of future governance reform, we have decided not to include indicative budgets for the outer years, 2021/22 and 2022/23, in this Budget Book.

Strategic Planning

The St Helena Island 10 Year Plan 2017-2027 was approved and adopted by Executive Council in March 2017 and articulates the longer term vision for St Helena. Directorate Strategic Plans and budgets have been prepared in line with the 10 Year Plan.

By working with the community to develop the 10 Year Plan we are able to capture what is important to St Helenians under five main headings and National Goals:

- **Altogether Safer**
- **Altogether Healthier**
- **Altogether Better for Children and Young People**
- **Altogether Greener**
- **Altogether Wealthier**

This 10 Year Plan sets out clearly what we would like to achieve and how we are going to do it. The overall objective of this plan is:

“To continue to make St Helena a wonderful place to live, work, raise children, visit and to do business.”

In September 2018 Executive Council agreed that two further goals should be included that underpins the other five goals, they are:

- **Effective, Efficient and Accountable Public Sector**
- **Effective Infrastructure**

Through the Medium-Term Expenditure Framework (MTEF) we ensure that Government's resources are directed towards achieving the National Goals for St Helena as outlined in the 10 Year Plan. In particular, through careful prioritisation of the budget by Elected Members, we ensure that as much of our financial resources as possible directly support our national goals.

The St Helena Island 10 Year Plan can be found at <http://www.sainthelena.gov.sh>.

Sustainable Economic Development Plan

St Helena's Sustainable Economic Development Plan 2018-2028 (SEDP) was endorsed in May 2018.

The SEDP considers St Helena's comparative advantages on a global scale and recommends support for 15 particular export and import substitution sectors which can improve St Helena's Balance of Payments.

The goals of the SEDP are:

- 1. Increase Exports**
- 2. Substitute Imports**
- 3. Attract Visitors and Increase Tourism**
- 4. Mitigate impacts of inflation on the lowest income groups**
- 5. Improve Land Productivity**
- 6. Sustain and improve our Natural Capital**
- 7. Improve Infrastructure**
- 8. Develop, Maintain and Attract a Skilled Workforce**
- 9. Develop the Digital Economy**
- 10. Reduce Leakage of Income**

There is an associated internal implementation plan and a six monthly progress report is published by the St Helena Government. Furthermore, all decisions made by Executive Council must consider the impact on the SEDP goals. The SEDP and the update report is available at <http://www.sainthelena.gov.sh/publications/>

Basis of the Budget

The MTEF process fully integrates Strategic Planning and Budgeting. This year, the planning and budgeting process built on the work previously done to ensure resources are allocated to the highest priorities.

During the strategic planning and budgeting work that commenced in June 2019, directorates were asked to take into account the agreed central core initiatives which include:

- Improving efficiency and productivity with regard to the divestment opportunities, Systems/Process Reviews and better use of SHG resources;
- Streamlining and restructuring the Public Sector;
- Improving joined up approach to business delivery between different sectors;
- Increasing revenue where it is deemed appropriate.

The Budget for 2020/21 is cash-based but has been modified to take account of certain principles of accruals accounting, where operating expenditure and capital investment have been clearly separated. This has been the case for the last eight years following the move from cash accounting to accruals accounting.

The budgets for individual Directorates are again shown on an 'Outputs' rather than an 'Inputs' basis. That is, the costs of the various types of services provided by each Directorate are shown rather than line by line resources that are input to the system. This strengthens the accountability of Directors and Accounting Officers for the public funds with which they are entrusted, and the outcomes they have agreed to deliver with the funding allocated. This is the tenth year of the 'Outputs' basis of presentation of the budget and we are able to show comparative figures for last year's budget against this year's.

St Helena Economy

The State of the Nation in 2020

Last year we highlighted the implications of the tailing off of the airport construction project, and a surge in visitor numbers thanks to the commercial air service. Despite the additional average 12% annual growth in tourists seen in 2018 and 2019, the reduction in construction had led to economic downturn, which was compounded by the lack of a government capital programme and a relatively weak Pound. At the time we said we needed to focus on growing other parts of our economy, not just focusing on tourism as the panacea of growth. Our Sustainable Economic Development Plan (SEDP) was the road map to doing that.

This year we have been committed to regulatory reform, setting up the policy and legal frameworks for a modern future for St Helena. We have set up new institutions, new work streams and have been working with strategic investors to reform a number of industries.

The Research Institute launched in November 2019 and the anticipated research funding provides a significant inflow of money into the island and we are pleased to help facilitate research and visiting researchers through this new institution.

The Ship Registry Policy was updated in October 2019 to broaden eligibility for yachts and pleasure vessels to be registered with the Red Ensign in St Helena. The eligibility criteria for registering commercial vessels will be reviewed at a later date, following the maritime audit which is expected to be completed around September 2020.

The Earth Station Licencing Policy was endorsed in April 2020 which sets out the framework to enable Satellite Ground Stations to locate in St Helena. These antennas will use some of the bandwidth provided by the fibre optic cable, and therefore help to spread the cost of connection amongst more customers, which is the facilitator for cheaper internet prices in St Helena.

The draft Company Registry Policy is out for consultation. St Helena already administers a Company Registry but we intend to modernise the registry, bringing it in line with international obligations and promoting St Helena as a fair tax destination.

The Investment Strategy was agreed and new tax incentives for export and import substitution businesses came into force alongside the Approved Investment Scheme in April 2019. The Investment Prospectus was endorsed and launched in October 2019. Not only did this outline opportunities for investment in St Helena, it also advertised strategic assets for sale, and provided information on financial incentives of investing in St Helena. We have had uptake from many local investors as well as inward investors and have granted Approved Investment Status to three local investors and one inward investor to date.

There is still a reform of the Immigration Policy required to streamline immigration processes for contributing inward investors and the details of that will be made public this financial year.

Also in 2019 SHG endorsed a new Labour Market Strategy that is intended to meet the needs of St Helena today while also providing a strong foundation on which to build the economy of tomorrow. In the first few months of implementation, we have already achieved important programmatic targets, including development of a data-driven Shortage Occupation List and guidance to assist employers in meeting their staffing needs while also protecting local workers. Alignment of customs duty exemptions effective from 1 April 2020 will ensure that both returning Saints and internationally-recruited workers are eligible for the same benefits, regardless of whether they work for SHG or a private sector employer.

2019/20 financial year also marked the beginning of the Economic Development Investment Programme, St Helena's first capital programme in three years. In the first year of the programme, we have approved projects totalling £4.6 million. The most significant portion of this investment has been in crucial rock fall protection for our ports and residents living in Jamestown and Rupert's valley. This work is a vital step toward relocating cargo operations from Jamestown to Rupert's and facilitating future development of the Jamestown Waterfront. In the near-term, the project has brought positive economic benefits associated with rental accommodation, car hire, food and beverage purchases and, most importantly, employment of local workers alongside the team completing the project.

In terms of the environment, a new marine lab in Jamestown is progressing and SHG's Waste Management Service (WMS) have implemented aluminium drink cans recycling on site at the Horse Point Landfill Site with the intention of exporting this valuable waste stream. Plastics recycling is now being undertaken by SHAPE. We also see two new earth station antennas at the Met Office, these are contributing to global monitoring of climate and sea level rise. The signing of a contract for a Power Purchase Agreement was announced in May of this year. This will be a monumental achievement for St Helena and its green credentials. This project

will see a significant private sector investment into public infrastructure through the combination of Solar, Wind and Battery technologies that will help St Helena reach its target of 100% energy from renewable sources by 2022.

The most notable progress with regards to the enabling environment is the signing of the agreement to land a branch of the Equiano Fibre Optic cable on St Helena in December 2019. A task force has been mobilised to ensure that the Cable Landing Station is constructed. The cable is being manufactured and will be laid in 2021 with the intention that the cable will go live in 2022. Since the exclusive public telecommunications licence with the on-Island provider will expire after 31 December 2022, this Government will be working to negotiate any future licence and new packages for the public to take the fullest advantage of the significantly increased bandwidth.

Tourism

There were 4,264 arrivals and 4,305 departures by air in 2019. Arrivals by air grew by 12% in 2019 compared to the previous year, with arrivals for a leisure purpose, including tourists and St Helenians visiting family and friends, increasing by 19%. Arrivals in 2020 were also showing strong growth in January and February before the impact of the global COVID-19 pandemic on international travel in March and April. February was a record breaking month for arrivals; the number of tourist arrivals by air in February 2020 was 247, which is 30% more than February 2019. There is continued PR about the island with articles about St Helena featuring in The Guardian, the National Geographic, BBC History Magazine, CNN and more. A documentary by Wendover Productions called ‘the World’s most useful airport’ best explains the ongoing significance of the airport for St Helena’s people.

DFID Infrastructure spending was a significant fiscal stimulus to the economy between 2012 and 2014, producing a buoyant construction industry, increasing the working age population and allowing for a multiplier effect across the economy, causing increases in incomes and wealth. However, last year we noted in the budget that there had been a downturn. In 2019 that downturn flattened, creating the new ‘business as usual’, that was until the risk of COVID-19 had caused a recent curtailing of visiting tourists and a slowdown in sales, the true impact of that we will be able to analyse over the first quarter of this financial year.

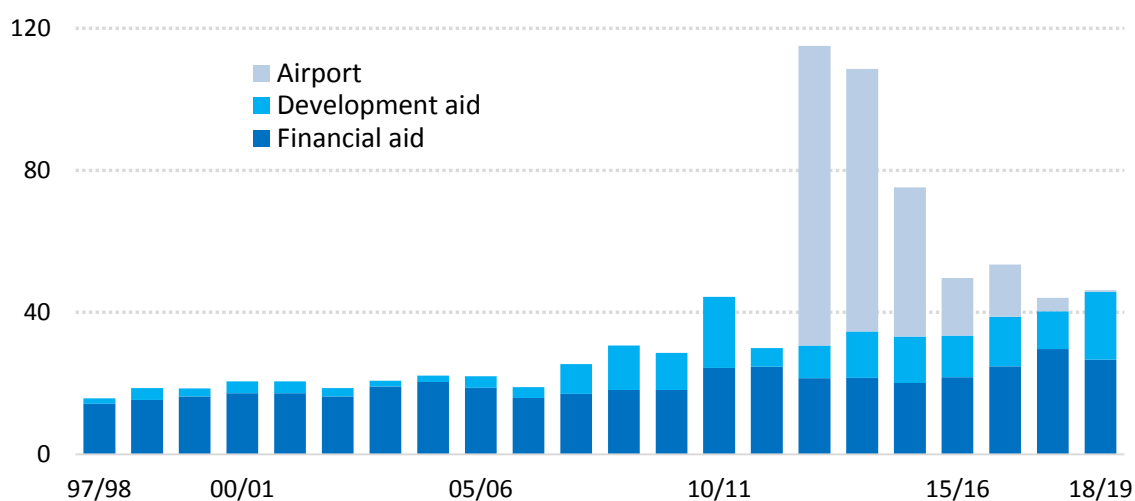


Figure 1: Financial Aid in 2018/19 prices

2018/19 development aid includes a substantial payment from the EDF for the fibre optic cable project. Our Business Survey, conducted in November 2019 shows 85% of the construction

businesses suggesting that their demand is decreasing and that they intend to reduce staff (28%), with only 5% saying that their demand is increasing. Over half (68%) believe that running costs are increasing.

This has had knock on effects. St Helena's highest income earners and male workers continue to experience a small average decrease in income. And the number of people and households receiving benefits (Income Related Benefit, (IRB) and Unemployment Allowance (UA)) increased over the last year. With a squeeze on some of the higher paid incomes, and more entrants to the sector 56% of accommodation and food service businesses say they think demand is decreasing (with only 15% say that demand is increasing).

Other sectors, however, continue to be more positive, with 31% of agriculture, forestry and fishing saying demand is increasing (compared to 25% who say it is decreasing). In each sector there are some opposing views, which show that some more competitive businesses, who trade at lower prices and/or with a higher quality may be expanding their share of the market, leaving some less competitive businesses behind.

The 2019 annual price inflation rate was 2.9%, measured using the Retail Price Index (RPI)¹ which was lower than last year's prediction issued in July of 4.2%. The rate Inflation has fallen since the COVID-19 pandemic; the Retail Price Index stayed constant at 105.9 in Q4 2019 and Q1 2020.

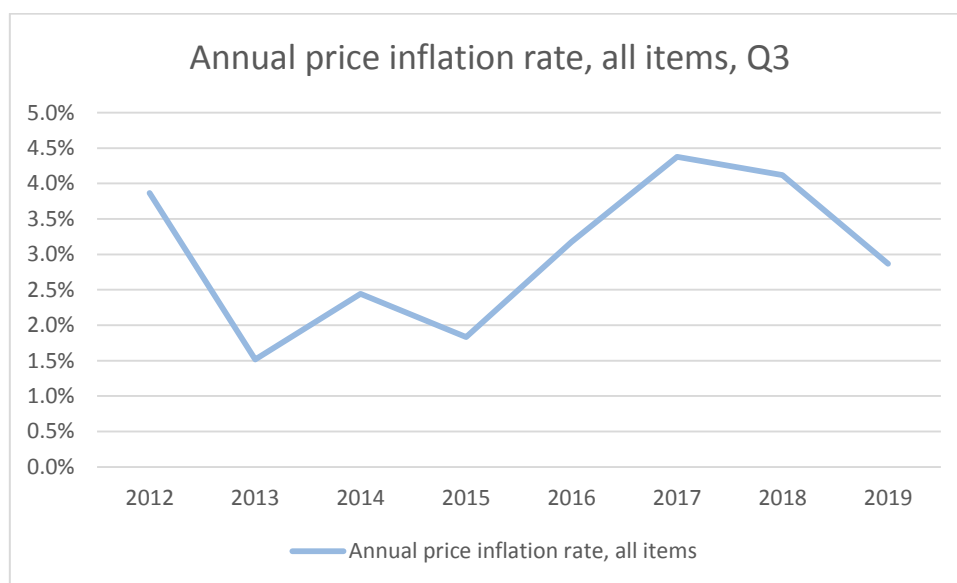


Figure 2: Annual Price Inflation

Inflation is linked to South African and UK Inflation². As prices in the UK increase as a result of the weak pound, and prices in South Africa increase as a result of political and environmental shocks, St Helena's prices also increase.

St Helena Government continues to change the Minimum Wage and income benefits to ensure the lowest paid do not struggle with inflationary pressures. The adult Minimum Wage increased to £3.18 per hour from £3.13 in April 2020. The Minimum wage for 16 and 17 year olds increased to £2.23 from £2.18 per hour in April 2020. St Helena's Minimum Wage first

¹ For the purposes of the budget, the annual inflation rate from Quarter 3 is always used each year. For information annual rate in Q4 2019 was 2.1% and Q1 2020/21 was 1.7%.

² Regression analysis undertaken demonstrates that St Helena inflation can be estimated as $\frac{1}{3} \times \text{UK inflation} + \frac{2}{3} \times \text{South African inflation}$.

came into place in June 2013 and at the time was £2.30 per hour for adults, so the Minimum Wage has increased by 38% since inception, which is larger than inflation increase as inflation has been 21% since 2013.

The poverty level (as measured using the Minimum Income Standard, MIS in February 2020) is £91.80 a week for an adult (including housing rent) or £4,774 a year.

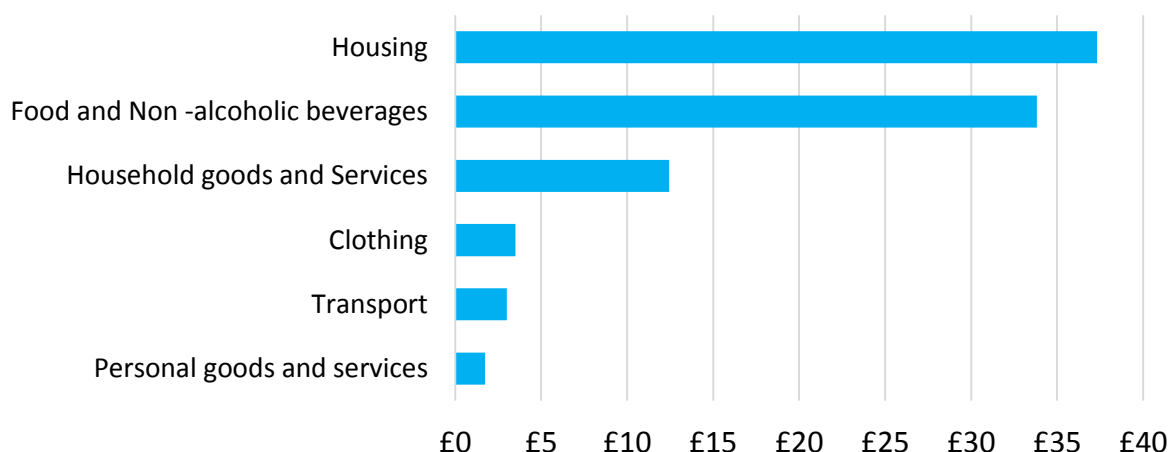


Figure 3: Current MIS basket composition, per week

The MIS sets both the Income Related Benefit, which is means tested, and the Basic Island Pension, which is based upon criteria pertaining to the number of years worked in St Helena. The number of recipients of the Basic Island Pension increased by 4% (one result of St Helena's aging population) from 757 in March 2019 to 785 in March 2020. The number of recipients of the Income Related Benefit increased by 30% from 150 in March 2019 to 194 in March 2020. The number of recipients of the Unemployment Allowance increased from 22 in March 2019 to 39 in March 2020.

There were an estimated 4,265 people resident on St Helena (excluding residents temporarily abroad) at the end of January 2020, compared with 4,487 at the same point in the previous year - a drop of 222 people (there were 33 deaths and 28 births in this period, which is a small part of this change). Population totals can vary widely from month to month on a small island, but the average 12-month net change for the last year (February 2019 to January 2020) was a fall of 140 persons, likely indicating a net outward migration of residents of just under 135 on average, accounting for births and deaths. The picture is similar among St Helenian residents, over the last year the average 12-month drop in the population of St Helenians living on St Helena (including any temporarily away) was 87.

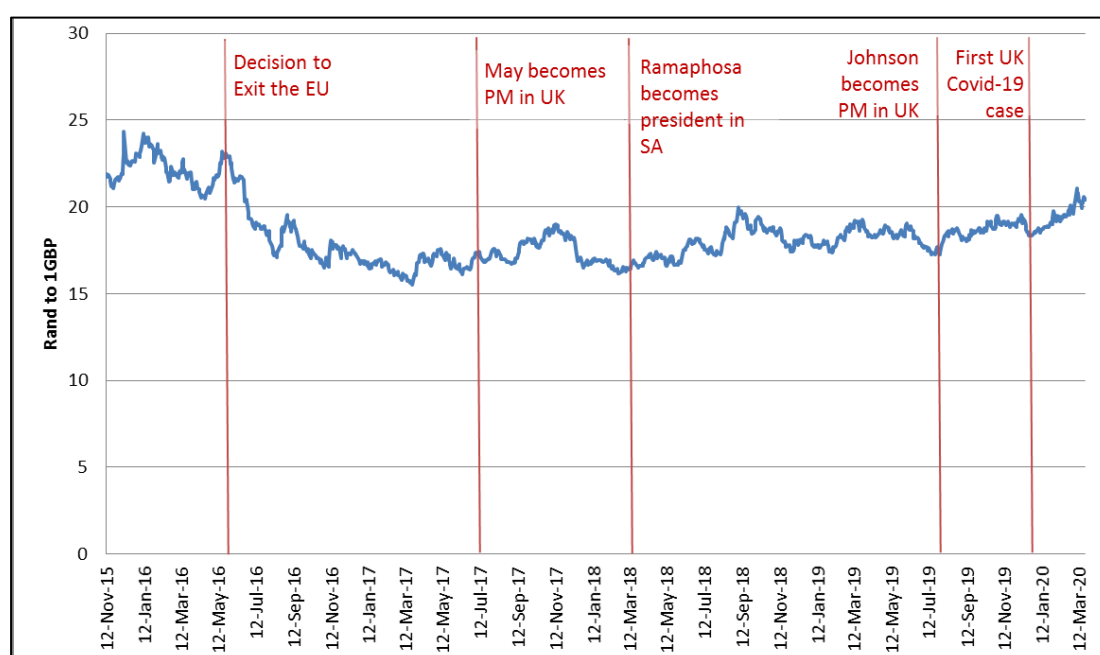
Median income from full-time employment in 2018/19 was £8,410 per year. This equates to less than 30% of the UK median wage equivalent, which was calculated by the ONS as £30,350 in 2019. The median income was a drop in real terms of 0.7% compared to the previous year (i.e. accounting for inflation). The lowest earners and female workers experienced a small average increase in income, largely as a result of the Minimum Wage being increased. Highest income earners and male workers experienced a small average decrease in income, largely as a result of the construction industry experiencing downturn. Number of full-time employees eligible for income tax (i.e. above the £7,000 threshold) has increased from 943 in 2012/13 to 1,597 in 2017/18, largely as a result of the Minimum Wage pushing up low incomes. Number of employees earning above the minimum wage has been steady for the last three years, at about 2,000.

The most critical statistic for St Helena's development at present is its trade balance. In 2018/19 St Helena imported £19.3m of goods, mostly from South Africa (47%) and United Kingdom (41%); £1.4m of these goods was for a small amount of airport-related construction. In the last year before the airport project began, 2011/12, total imports were £13.0m.

Tourism services is St Helena's biggest export: expenditure of holiday visitors (Saint and non-Saint) in 2019 is estimated to be around £5.5m - 6.0m, based on a small sample of visitors departing from the airport (tourists were estimated to spend around £190 per day, and St Helenians abroad visiting family and friends were estimated to spent about £110 per day). Exports of goods totalled £0.42m in 2018/19, mostly fish (£0.32m) and coffee (£0.10m).

In 2020/21, the inflation expectation is 2.2%. There are a number of issues which will affect the inflation rate in the 2020-21 year. Predominately, these are:

1. The longer term effects of the COVID-19 virus and its impact on global production, international travel, demand and prices.
2. Changes in the exchange rate of the Pound against the Rand and the Dollar; this affects the price of goods and services imported from South Africa and the price of oil respectively.



3. Price inflation in South Africa, which fell from an annual rate of 3.7% in Q1 2019 to 3.6% in Q1 2020. This affects the price of goods and services imported from South Africa. In previous years, drought and the political environment has affected inflation in South Africa.
4. Price inflation in the UK, which fell from an annual rate of 2.2% in Q4 2018 to 1.5% in Q4 2019. This affects the price of goods and services imported from the UK. Brexit and other shocks like COVID-19 affect UK prices, which would be passed on to St Helena with an approximate three month lag.

In 2021-22 the inflation expectation in St Helena is 2.6% and 2022-23 it is 3.1%. The prediction is quantified considering the lagged relationship between prices in St Helena, the UK and South Africa and the inflation expectations of the UK and South Africa.

Revenue forecasts for the next three years have largely been based on inflation expectations, impact of reduced tourism as a result of COVID-19 related travel restrictions and changes in behaviour with regards to smoking.

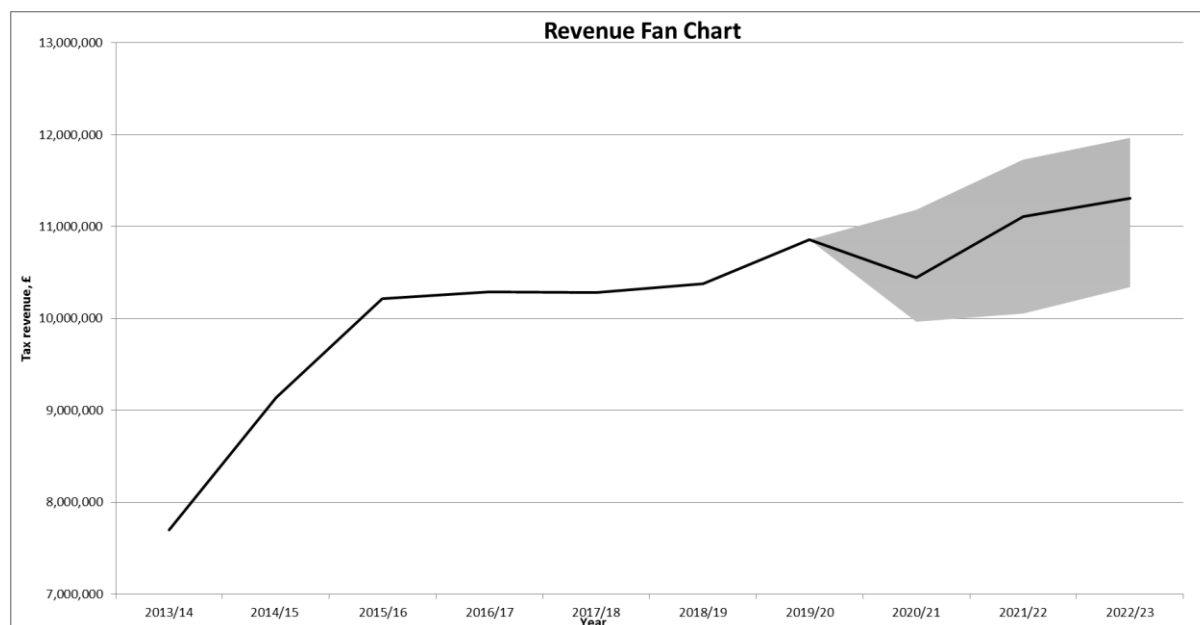


Figure 4: Revenue Fan Chart

It is estimated that in 2019 around £5.5m-6m of revenue was generated through the Tourism sector. The Revenue Forecast for 2020/21 cautiously assumes that the majority of these revenues are not generated this financial year, as a result of travel restrictions, and therefore tax revenues are impacted. Realistically, we don't know how long travel restrictions will go on for, and therefore revenues are hard to predict, but our lower and higher revenue forecasts have taken these uncertainties into account for planning purposes.

The 2019 tax reforms also provide some uncertainty to the revenues this year. In particular, the take up of income tax reductions for exporters and a number of import substitution sectors may lower tax take in the short term, but the revocation of the Investment Tax Credit, and the earning of more wealth for St Helena through exportation which will have multiplier effects and help boost taxes.

In last year's budget we talked about the requirement to turn a corner in St Helena's fortunes. We have made good progress this financial year in enabling the environment to do that, and moving away from putting all of St Helena's prospects in the Tourism basket. Prior to the pandemic, the data showed a flattening of the downturn St Helena was experiencing. We intend to keep working through the adversity including the implications of COVID 19 to ensure that the Island makes the most of its comparative advantages and develop into a prosperous place to live and work now and in the future.

Summary of the 2020/21 St Helena Government Recurrent Budget

The table below summarises the total estimated expenditure and key sources of revenue for 2020/21 compared with the 2019/20 estimates:

Total Expenditure Budget	2020/21 £m	2019/20 £m	Inc /(Dec) £m
Recurrent Expenditure	48.1	45.8	2.3
Capital Expenditure	1.0	0.3	0.7
Total Expenditure	49.1	46.1	3.0
Financial Aid	34.3	31.8	2.5
Domestic Revenue	14.0	14.0	0
FCO Funding	0	0.3	(0.3)
Total Revenue	48.3	46.1	2.2

The table above shows a £3.0m increase in total expenditure in comparison with the 2019/20 approved budget and an increase in total revenue of £2.3m. The deficit between £0.75m total budgeted expenditure and projected revenue will be financed through a withdrawal from the General Reserve of the Consolidated Fund.

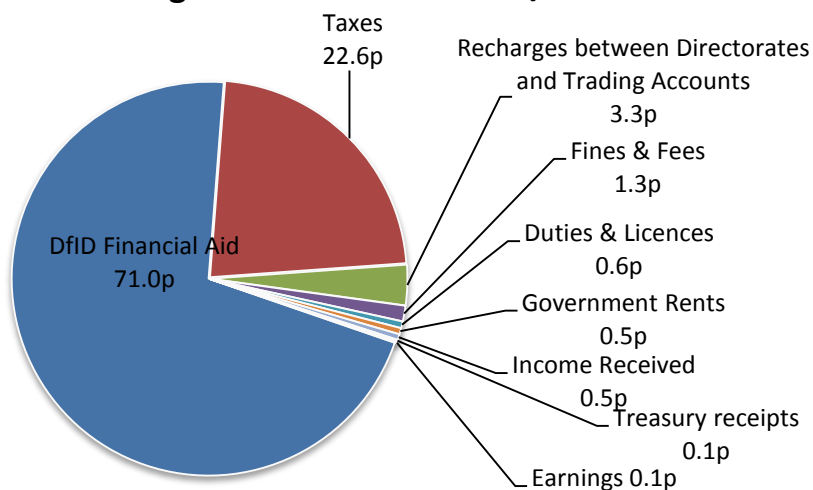
Revenue

Financial Aid from the United Kingdom Department for International Development (DFID) has increased from the previous financial year by £2.5m. The increase represents the financial support for COVID-19 preparedness. There has been no increase for existing service provision.

Domestic revenues which include income tax and customs revenues are projected to be similar to the budget for 2019/20, although more work is needed to understand the impacts of COVID-19. The budget reflects a decrease in funding from the Foreign and Commonwealth Office (FCO) as these funds are now managed under the Special Fund, FCO Projects.

The chart below shows where each pound of revenue is expected to be generated in 2020/21. The most significant revenue streams are from DFID financial aid and taxation.

Where each £ of St Helena Government Income for the recurrent budget comes from in 2020/21

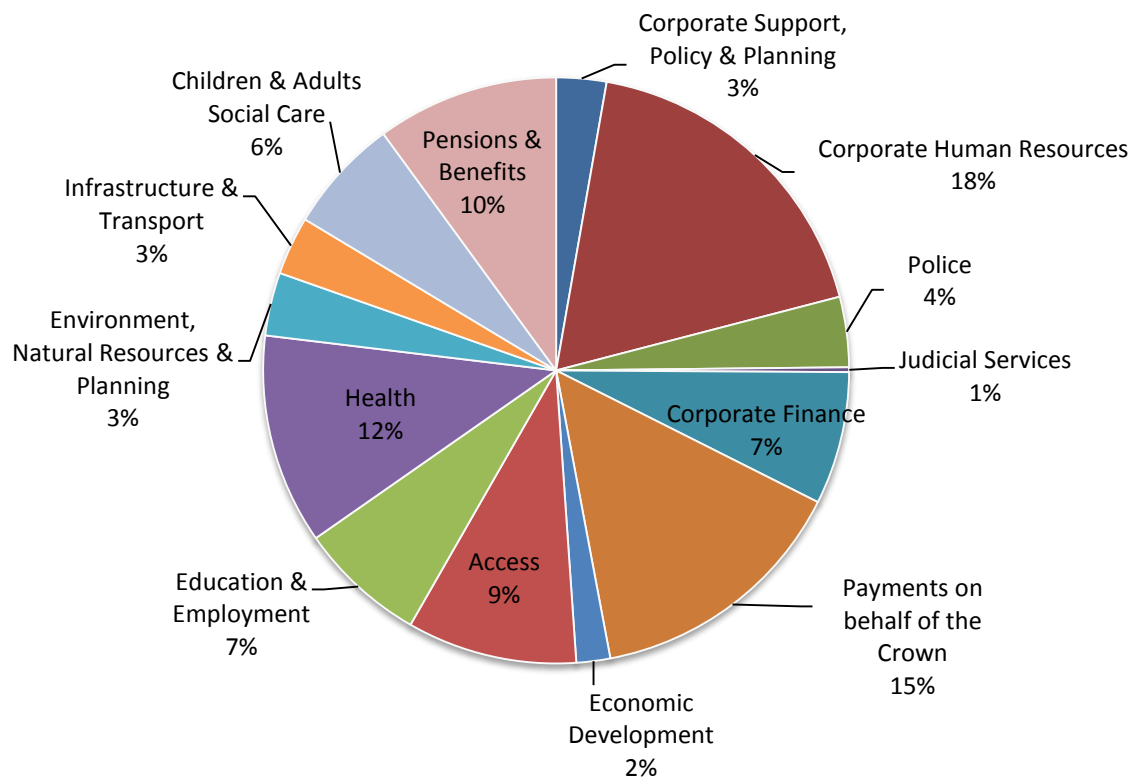


Expenditure

Overall the recurrent and capital expenditure budgets have increased in nominal terms by £3.0m or 6.5% over the original expenditure budget for 2019/20. The increase is mainly due to the following areas:

- Civil Contingency – £2.5m for COVID-19 preparedness, a budget held under Corporate Finance;
- Payments on Behalf of the Crown - £0.25m for the upgrade and replacement of information technology equipment; and £0.5m earmarked for the upgrade on the fish processing plant and associated equipment;
- Pensions and Benefits - £0.2m provision for potential changes to the Social Security legislation for the income related benefit; and
- Access - £0.1m provision for the potential subsidisation of freight charges, although a significant amount for work is still required to develop proposal.

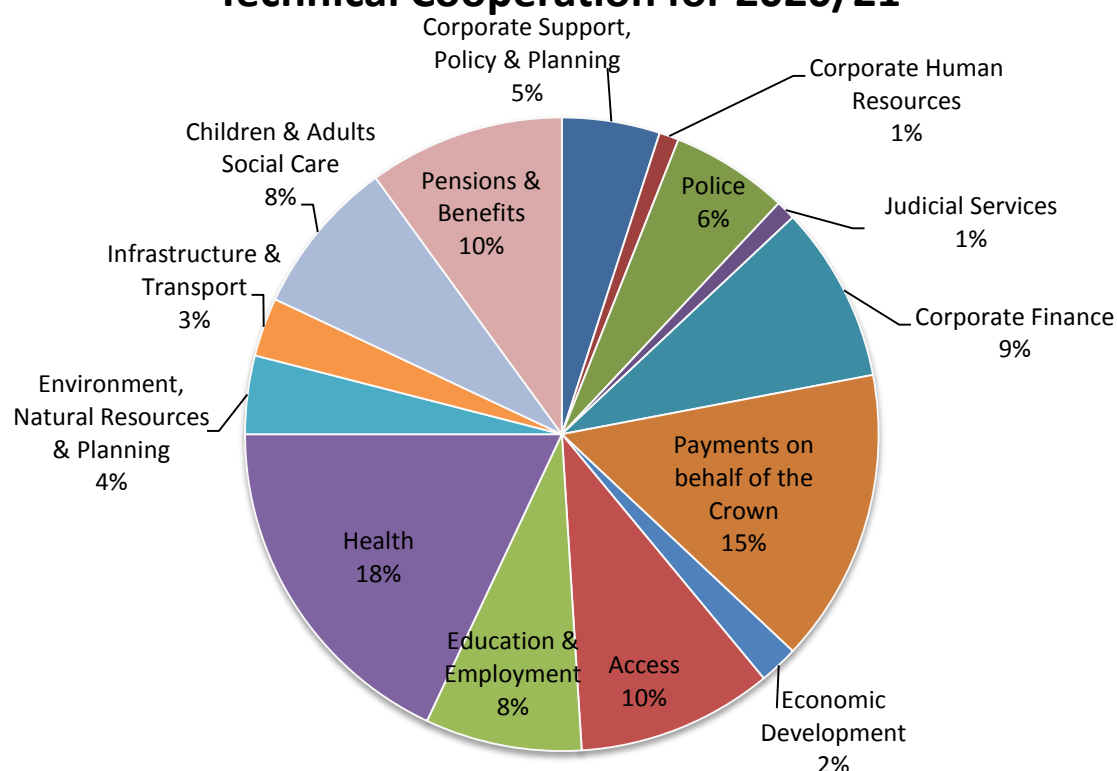
Recurrent Expenditure by Category for 2020/21



Technical Cooperation (TC) expenditure is combined within the overall budget for Corporate Human Resources and is not allocated to the individual budgets of directorates. The TC funding support to some directorates is a significant cost and it is important that the TC support for those service areas are taken into account when considering the level of funding for each directorate.

The chart below shows the recurrent expenditure by Head including the allocation of the TC line posts.

Recurrent Expenditure by Category including Technical Cooperation for 2020/21

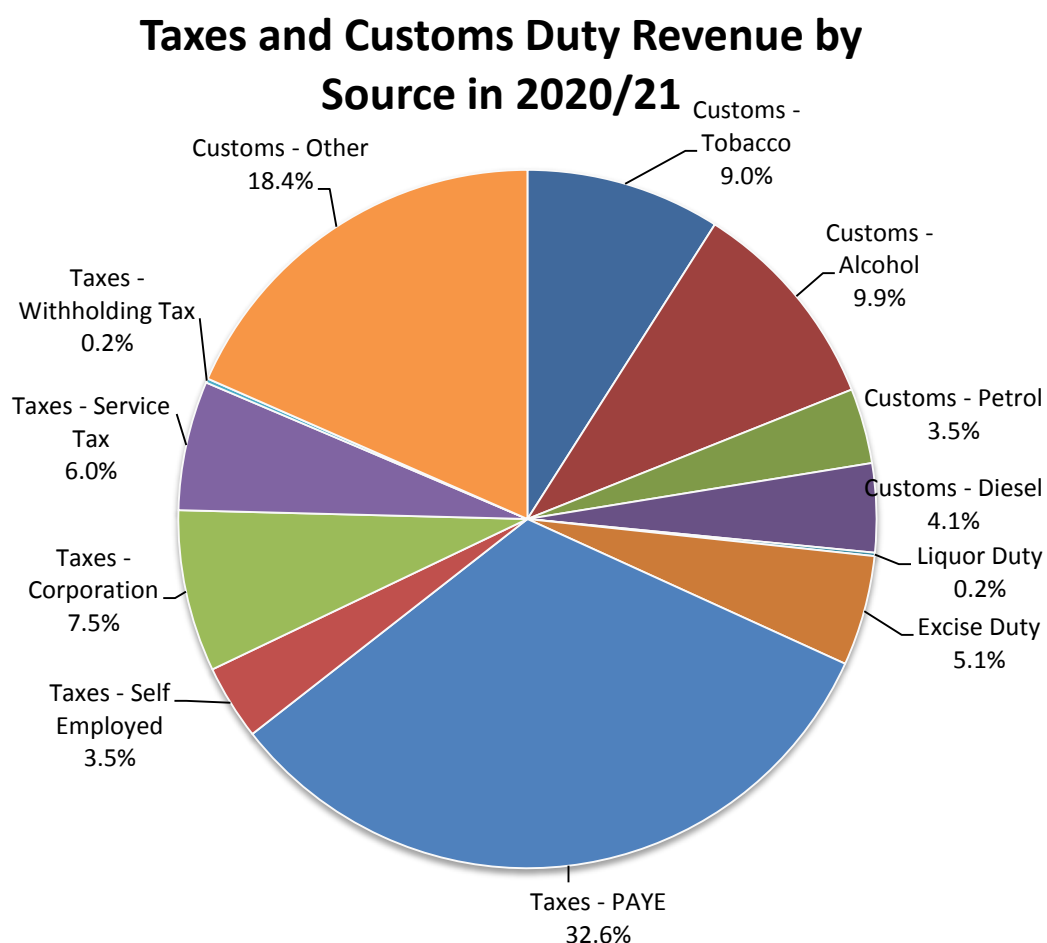


Taxes and Customs Duties

The table below summarises estimated revenues from taxes and duties for 2020/21 in comparison with the 2019/20 estimate:

REVENUES	2020/21 £000	2019/20 £000	Increase/ (Decrease) £000
Taxes			
- Income, Service and Withholding Tax	5,436	5,113	323
Duties			
- Customs Duties (including Excise)	5,500	5,953	(453)
Total Revenues	10,936	11,066	(130)

The chart below shows the sources and proportion of tax and customs duty revenue for 2020/21:



Taxes

The table below shows the projected income tax for the 2020/21 financial year and the budgets for 2019/20 and 2018/19.

INCOME TAX	2020/21 Budget £000	2019/20 Budget £000	2018/19 Budget £000
Taxes - PAYE	3,564	3,486	3,452
Taxes - Self Employed	379	367	351
Taxes - Corporation Tax	818	706	677
Taxes - Service Tax	654	511	490
Taxes - Withholding Tax	21	43	42
Total Taxes	5,436	5,113	5,012

The basic tax rate for employment income and self-employed will remain at 26% for income over £7,000, and the higher rate tax band for income over £25,000 per annum at 31%, and 8% tax on dividends falling into the higher rate tax band. Corporation Tax will remain unchanged at 25% except for proposed reductions noted below to support the specific identified sectors.

Customs Duties

The table below shows the projected Customs and Excise revenue for the 2020/21 financial year and the budgets for 2019/20 and 2018/19:

CUSTOMS DUTY	2020/21 Budget £000	2019/20 Budget £000	2018/19 Budget £000
Customs - Other	2,011	2,332	2,375
Specific Duty (Alcohol and Tobacco)	2,070	2,624	2,504
Fuel (Petrol)	380	283	283
Fuel (Diesel)	456	159	199
Liquor Duty	17	13	13
Excise Duty	566	542	543
Total Customs and Excise Duties	5,500	5,953	5,916

Projections for taxes and duties are based on the updated macro-economic modelling. The updated macro-economic model provides the evidenced based, robust estimate of future tax revenues.

Limited policy changes for taxation and customs dues are included in the budget for 2020/21, mainly to provide equity in the treatment of Government and private sector employees on arrival into St Helena.

The Company Registry policy is out for consultation. This considers the introduction of global taxation for companies operating abroad. Currently St Helena has a 0% income tax rate on income earned overseas by companies; it is proposed instead to define 20% of profits generated overseas as locally derived profit, and apply the existing corporation tax rates against that income deemed to be locally derived. Whilst this will have no effect on the majority

of companies currently registered in St Helena, it will safeguard against exploitation as the Company Register develops.

There were a number of tax changes for 2019/20 to support the delivery of the SEDP, the 10 year plan and to reduce the trade deficit. A reduction in Self – Employed and Corporation tax charges in relation to exporters and producers of certain goods and services, e.g. fish, honey, coffee, meat, vegetables and craftwork.

The introduction of the Approved Investment scheme gave concessions on import duties to new or existing businesses for any new investments which meet the pre-defined criteria to achieve the Approved Investment Status.

Dax Richards
Financial Secretary



GOVERNMENT OF ST HELENA SUMMARY OF BUDGETED EXPENDITURE AND REVENUE

	Original Estimate 2019/20 £'000	Revised Estimate 2019/20 £'000	Original Estimate 2020/21 £'000
EXPENDITURE			
Recurrent Expenditure			
Corporate Support, Policy & Planning	1,537	1,598	1,329
Corporate Human Resources	9,159	9,159	8,739
Police	1,848	1,813	1,862
Judicial Services	0	0	128
Corporate Finance	8,490	8,346	10,544
Economic Development	930	947	897
Access	4,212	4,212	4,507
Education & Employment	3,350	3,417	3,375
Health	5,586	5,658	5,578
Environment, Natural Resources & Planning	1,867	1,874	1,675
Infrastructure & Transport	1,530	1,570	1,548
Children & Adults Social Care	3,003	3,044	3,048
	41,512	41,638	43,230
Pensions & Benefits	4,289	4,289	4,824
Total Recurrent Expenditure	45,801	45,927	48,054
Capital Expenditure			
Police	30	65	0
Corporate Finance	50	550	932
Education & Employment	0	18	30
Health	0	175	0
Infrastructure & Transport	175	172	60
Total Capital Expenditure	255	980	1,022
TOTAL EXPENDITURE	46,056	46,907	49,076
REVENUE			
Taxes	11,066	11,066	10,936
Duty & Licences	272	272	266
Fines & Fees	456	456	621
Government Rents	195	225	245
Earnings Government Departments	68	68	75
Income Received	145	145	218
Treasury Receipts	73	73	75
DFID Financial Aid	28,290	28,611	28,290
DFID Airport Operations Funding	3,500	3,500	3,500
DFID Covid-19 Funding	0	0	2,500
FCO CSSF Support Funding	267	267	0
Recharges	1,724	1,724	1,600
TOTAL REVENUE	46,056	46,407	48,326
CONTRIBUTION FROM THE CONSOLIDATED FUND	0	500	750
TOTAL FUNDING	46,056	46,907	49,076

SUMMARY OF TOTAL REVENUE



GOVERNMENT OF ST HELENA TOTAL REVENUE

Sub-Head No.		Previous Year Original Estimate 2019/20 £'000	Current Year Estimate 2020/21 £'000
	TAXES	11,066	10,936
012-00200	Taxes - PAYE	3,486	3,564
012-00201	Taxes - Self Employed	367	379
012-00202	Taxes - Corporation Tax	706	818
012-00203	Taxes - Service Tax	511	654
012-00204	Taxes - Withholding Tax	43	21
012-00205	Customs - Other	2,332	2,011
012-00206	Customs - Alcohol	1,525	1,085
012-00207	Customs - Tobacco	1,099	985
012-00208	Customs - Petrol	283	380
012-00209	Customs - Diesel	159	456
012-00210	Liquor Duty	13	17
012-00220	Excise Duty	542	566
	DUTY & LICENCES	272	266
013-00301	Stamp Duty	45	47
013-00302	Dog Licence	5	5
013-00303	Firearm Licence	2	7
013-00304	Liquor Licence	11	12
013-00305	Road Traffic Licence	202	188
013-00307	Gaming Machine Licence	3	4
013-00310	Other Licences & Duty Received	4	3
	FINES & FEES	456	621
014-00403	Court Fees & Fines	15	10
014-00404	Light Dues	10	10
014-00405	Cranage	2	2
014-00407	Dental Fees	25	26
014-00408	Fees of Office	23	20
014-00409	Medical & Hospital	179	194
014-00413	Trade Marks	10	10
014-00414	Post Office Charges	4	5
014-00415	Meat Inspection Fees	6	6
014-00416	Vet Services	26	25
014-00417	Birth, Marriage & Death Fees	5	4
014-00418	Land Registration Fees	13	11
014-00419	Spraying Fees	2	2
014-00420	Immigration Fees	72	45
014-00421	Nationalisation Fees	2	0
014-00428	Fish/Food Testing Fees	15	19
014-00430	Planning Fees	17	17
014-00431	GIS Fees	14	14
014-00432	Company Registration Fees	3	3
014-00450	Other Fees Received	13	198



GOVERNMENT OF ST HELENA TOTAL REVENUE

Sub-Head No.		Previous Year Original Estimate 2019/20 £'000	Current Year Estimate 2020/21 £'000
	GOVT RENTS	195	245
015-00503	Gardens	8	7
015-00504	Leased House Plots	10	10
015-00505	Boarding and Lodging	0	142
015-00506	Commercial Property Rents	50	51
015-00507	Miscellaneous Receipts	120	28
015-00508	Agricultural Buildings	7	7
	EARNINGS GOVERNMENT DEPTS	68	75
016-00601	Stamp Sales(Postal)	34	33
016-00602	Stamp Sales (Philatelic)	20	20
016-00603	Sale of Firewood	11	12
016-00604	Sale of Timber Logs	2	1
016-06610	Other Earnings Received	1	9
	INCOME RECEIVED	145	218
011-00110	Miscellaneous Receipts	0	78
017-00750	Other Income Received	141	140
017-00751	Plantation House Tours	4	0
	TREASURY RECEIPTS	73	75
018-00800	Commission	2	2
018-00801	Interest	30	30
018-00806	Dividends	15	15
018-00808	Argos	26	28
	TOTAL LOCAL REVENUE	12,275	12,436
	FINANCIAL AID	32,057	34,290
018-00810	DFID Financial Aid	28,290	28,290
018-00813	FCO CSSF Support Funding	267	0
018-00815	DFID Airport Operations Funding	3,500	3,500
018-00817	DFID Covid-19 Funding	0	2,500
	RECHARGES	1,724	1,600
019-00905	Customs	367	339
019-00906	Other	1,357	1,261
	TOTAL REVENUE	46,056	48,326

SUMMARY OF TOTAL RECURRENT EXPENDITURE



GOVERNMENT OF ST HELENA TOTAL RECURRENT EXPENDITURE

Sub-Head No.		Previous Year Original Estimate 2019/20 £'000	Current Year Estimate 2020/21 £'000
	EMPLOYEE COSTS	18,480	19,253
021-01103	Salaries	12,821	13,331
021-01105	Allowances	2,575	2,555
021-01107	Staff Mileage Allowance	10	12
021-01201	Defined Benefit Pensions	1,301	1,320
021-01202	Pension Contribution	1,028	1,068
021-01205	Training Expenses	119	324
021-01206	Examination Fees	2	2
021-01302	Wages - Part Time Staff	160	276
021-01304	Overtime	88	81
021-01400	Other Employee Costs	376	284
	PROPERTY COSTS	659	697
022-02101	Building Maintenance	72	57
022-02102	Grounds Maintenance	12	10
022-02107	Roads Maintenance	3	2
022-02203	Electricity	451	502
022-02302	Rent of Premises	5	5
022-02401	Water	78	79
022-02403	Maintenance of Sewer Lines	17	16
022-02501	Maintenance of Street Lights	3	3
022-02601	Cleaning Materials	18	23
	TRANSPORT & PLANT COSTS	10	45
023-03501	Vehicle Hire Charges - Outside SHG	9	45
023-03502	Plant Hire Charges - Outside SHG	1	0
	SUPPLIES & SERVICES	4,531	4,897
024-04101	Furniture & Equipment	320	260
024-04102	Tools	13	40
024-04103	Materials	493	518
024-04104	Fert/Pesticides/Fungicides	11	11
024-04105	Chemicals	6	5
024-04107	Lubricating Oils	4	4
024-04108	Plant & Equipment Maintenance	65	52
024-04109	Medical Supplies	616	981
024-04110	Vet Drugs/Stores	38	22
024-04111	Animal Feed	3	1
024-04114	Repairs & Maintenance	1	5



GOVERNMENT OF ST HELENA TOTAL RECURRENT EXPENDITURE

Sub-Head No.		Previous Year Original Estimate 2019/20 £'000	Current Year Estimate 2020/21 £'000
024-04115	Fuel	45	48
024-04116	Computer Equipment	5	14
024-04120	Publicity & Promotional Activities	27	17
024-04123	Prisoner Rehabilitation	7	8
024-04124	Prison Farm	2	0
024-04125	Prison Community Workshop	1	0
024-04201	Food Provisions	132	154
024-04301	Uniforms	34	39
024-04302	Protective Clothing	59	56
024-04401	Library Books & Materials	11	11
024-04402	Stamp Issues	25	21
024-04403	Computer Consumables	64	65
024-04405	Training Materials	161	155
024-04406	Photocopy Consumables	5	17
024-04407	IT Renewals & Licences	138	152
024-04503	Overseas Medical Treatment	1,500	1,500
024-04504	Medical Evacuation	200	200
024-04505	Postal Charges	11	16
024-04508	Scientific & Technical Analysis	126	118
024-04509	Occupational Therapy	7	7
024-04710	Education Broadband	401	401
	ADMINISTRATION COSTS	1,289	894
025-05101	Printing	25	25
025-05102	Stationery	28	42
025-05103	Newspapers & Periodicals	1	0
025-05105	General Office Expenses	0	2
025-05201	Postages	1	5
025-05202	Telephones, Fax & Internet Charges	686	526
025-05203	International Telecomms	0	20
025-05205	Other Administration Costs	405	98
025-05206	Advertising	114	99
025-05300	Banking Fees	29	32
025-05301	Investment Management Fees	0	45
	PAYMENT TO OTHER AGENCIES, BODIES OR PERSONS	10,828	11,040
026-06101	Examination & Testing Fees	29	32
026-06104	Student Scholarship Scheme & Allowances	220	159
026-06105	Apprenticeships	180	56
026-06106	Miscellaneous Farmers Support	28	30
026-06118	St Helena Fisheries Corporation	350	0
026-06119	Enterprise St Helena	930	897
026-06141	Public Solicitors Office	82	73
026-06143	Media Services	75	47



GOVERNMENT OF ST HELENA TOTAL RECURRENT EXPENDITURE

Sub-Head No.		Previous Year Original Estimate 2019/20 £'000	Current Year Estimate 2020/21 £'000
026-06145	Swimming Pool Contract	83	96
026-06148	Public Transport System	71	71
026-06158	Subsidy to Connect St Helena	681	681
026-06159	Equality & Human Rights	67	60
026-06165	Legal Assistance Fund ¹	0	30
026-06200	Miscellaneous Grants ²	377	605
026-06204	Wharf Management Fee	3	3
026-06212	Consultancy Fees	313	231
026-06501	Social Benefits	554	889
026-06502	Unemployment Benefits	31	35
026-06169	Cleaning Services for the Elderly	0	19
026-06507	Community Carer Allowances	232	286
026-06508	Home Care Support Workers	93	104
026-06503	Community Employment & Allowances	44	56
026-06504	Better Life Allowances	229	181
026-06505	Basic Island Pension	2,448	2,649
026-06506	Child in Need Allowance	8	50
026-06117	St Helena Hotel Development	200	200
026-06700	St Helena Airport Ltd Subsidy Payments	3,500	3,500
	OTHER EXPENDITURE	4,469	5,378
027-07101	Councillors Expenses	256	219
027-07102	Election Expenses	1	1
027-07104	Compensation	112	70
027-07106	UK Representative	198	202
027-07108	Expenses	75	0
027-07111	Contingency	1,500	1,500
027-07112	Sub to Professional Bodies	46	45
027-07114	Legal Fees	99	60
027-07116	Ferry Service	43	41
027-07128	International Passages	551	1,367
027-07135	Ad Hoc Committee Expenses	17	17
027-07136	Commonwealth Parliamentary Assoc.	16	16
027-07138	Transfer to Reserves	1,466	1,753
027-07139	Service Tax	89	87
	PAYMENTS TO CONTRACTORS	2,289	2,268
028-08101	Agricultural Contracts	105	76
028-08102	Bus Service	232	259
028-08103	Other Contracts	1,589	1,614
028-08104	Cleaning Contract	363	319



**GOVERNMENT OF ST HELENA
TOTAL RECURRENT EXPENDITURE**

Sub-Head No.		Previous Year Original Estimate 2019/20 £'000	Current Year Estimate 2020/21 £'000
	RECHARGES	3,246	3,582
029-09900	Transport	968	1,089
029-09903	IT	702	903
029-09904	Customs	244	222
029-09905	Other	1,166	1,189
029-09906	GIS Support Service Fee	1	0
029-09907	Postal	3	4
029-09908	Audit Fees	162	175
	TOTAL EXPENDITURE	45,801	48,054

Notes

¹ *Legal Assistance Fund was previously allocated under Legal Fees.*

² *Additional provision for grants and subsidies to Non-Government Organisations is included under Miscellaneous Grants.*

This page is left deliberately blank

SUMMARY OF EXPENDITURE AND REVENUE BY HEAD



GOVERNMENT OF ST HELENA

SUMMARY OF BUDGETED EXPENDITURE AND REVENUE BY HEAD

Head / Output	Expenditure 2020/21 £'000	Revenue 2020/21 £'000	Surplus/(Deficit) 2020/21 £'000
CORPORATE SUPPORT, POLICY & PLANNING			
Governor's Office	153	0	(153)
Management & Administration	257	171	(86)
Information Services	84	1	(83)
Public / National Affairs	244	17	(227)
Supporting Executive & Legislative Councils	321	0	(321)
Public Relations	67	0	(67)
Corporate Policy & Planning	87	0	(87)
Attorney General's Chambers	116	0	(116)
	1,329	189	(1,140)
CORPORATE HUMAN RESOURCES			
Human Resources Services	222	0	(222)
Technical Co-operation Posts	8,231	0	(8,231)
Overseas Training	286	0	(286)
	8,739	0	(8,739)
POLICE			
Management & Administration	35	35	0
Fire & Rescue	356	8	(348)
Police Operations	488	0	(488)
HM Prison	333	0	(333)
Police Investigations & Public Protection	81	0	(81)
Immigration & Licensing	202	245	43
Emergency Planning	47	0	(47)
Sea Rescue Service	207	0	(207)
Contact Centre	113	24	(89)
	1,862	312	(1,550)
JUDICIAL SERVICES			
Justice Administration	128	39	(89)
CORPORATE FINANCE			
Management of Social Security	81	0	(81)
Customs & Excise	272	5,839	5,567
Income Tax	62	5,436	5,374
Accounting Services	397	0	(397)
Payments on behalf of the Crown	7,506	31,155	23,649
Port Management	218	32	(186)
Post & Customer Service Centre	180	70	(110)
Corporate Procurement Services	44	0	(44)
Programme Management Unit	34	0	(34)
Fish Processing	182	16	(166)
Civil Contingency	2,500	0	(2,500)
	11,476	42,548	31,072



GOVERNMENT OF ST HELENA

SUMMARY OF BUDGETED EXPENDITURE AND REVENUE BY HEAD

Head / Output	Expenditure 2020/21 £'000	Revenue 2020/21 £'000	Surplus/(Deficit) 2020/21 £'000
ECONOMIC DEVELOPMENT			
Economic Development	897	0	(897)
PENSIONS & BENEFITS			
Defined Benefit Pension	1,290	0	(1,290)
Basic Island Pension	2,649	0	(2,649)
Income Related Benefit	885	0	(885)
	4,824	0	(4,824)
ACCESS			
Shipping	632	0	(632)
Air Access	375	0	(375)
Airport Operations	3,500	3,500	0
	4,507	3,500	(1,007)
EDUCATION & EMPLOYMENT			
Management & Administration	209	209	0
Vocational Education	534	33	(501)
Primary & Pre School Sector - Pilling Primary	343	0	(343)
Primary & Pre School Sector - Harford Primary	362	0	(362)
Primary & Pre School Sector - St Pauls Primary	356	0	(356)
Secondary Education	1,015	2	(1,013)
Inclusion	214	0	(214)
Teacher Training	99	0	(99)
Education Standard Support	29	0	(29)
Tertiary Education	180	0	(180)
Public Library	64	0	(64)
	3,405	244	(3,161)
HEALTH			
Management & Administration	380	380	0
Local Medical	1,495	134	(1,361)
Overseas Medical	1,700	15	(1,685)
Hospital/Acute Care	916	30	(886)
Community Care (Primary Care)	252	0	(252)
Dental	143	26	(117)
Environmental Health	201	9	(192)
Laboratory	350	38	(312)
Mental Health	141	0	(141)
	5,578	632	(4,946)



GOVERNMENT OF ST HELENA

SUMMARY OF BUDGETED EXPENDITURE AND REVENUE BY HEAD

Head / Output	Expenditure 2020/21 £'000	Revenue 2020/21 £'000	Surplus/(Deficit) 2020/21 £'000
ENVIRONMENTAL, NATURAL RESOURCES & PLANNING			
Forestry Production & Tree Surgery	133	19	(114)
Forest Establishment, Maintenance & Protection	127	0	(127)
Fisheries Administration, Protection & Policy Advice	95	28	(67)
Bio Security Services	64	0	(64)
Agricultural Support	418	37	(381)
Grounds Maintenance	65	0	(65)
Planning & Development Control	116	17	(99)
Upkeep of Public Facilities & Areas	44	0	(44)
Environmental Assessment & Advisory	101	0	(101)
Nature Conservation - Terrestrial	142	0	(142)
Nature Conservation - Marine	67	0	(67)
Waste Management	303	10	(293)
	1,675	111	(1,564)
INFRASTRUCTURE & TRANSPORT			
Management & Administration	259	259	0
Provision & Maintenance of Roads	398	2	(396)
Provision & Maintenance of Street lighting	47	0	(47)
Rock Fall Protection	63	0	(63)
Building Maintenance (Works)	587	33	(554)
Technical Services	118	20	(98)
Land Registration & Property Disposal	48	119	71
National Geographic Information System	88	14	(74)
	1,608	447	(1,161)
CHILDREN & ADULTS SOCIAL CARE			
Support Services	137	137	0
Learning Disabilities	241	0	(241)
Family Centre	159	10	(149)
Sheltered Accommodation	230	15	(215)
Community Care	1,164	142	(1,022)
Safe Haven	13	0	(13)
Children's Services	191	0	(191)
Adult Safeguarding	913	0	(913)
	3,048	304	(2,744)
TOTAL	49,076	48,326	(750)

ANALYSIS OF EXPENDITURE AND REVENUE BY HEAD

HEAD 12: CORPORATE SUPPORT, POLICY & PLANNING

Accounting Officer: Head of Corporate Support

The role of the Corporate Support, Policy and Planning section of Corporate Services is to provide support to SHG Directorates in policy development, performance and risk management, provision of statistical data, information services, statutory appointments and external communication via the Press Office. The section also provides administration and accounting support to other sections of Corporate Services, as well as those service areas which fall under the umbrella of Corporate Support, such as the Governor's office and residence and Attorney General's Chambers. Support to the Executive and Legislative Councils is also part of the role, including the administration of matters such as Elections, formal meetings of the Legislative Council, Commonwealth Parliamentary Association business and the day to day running of the Legislative Council office.

Priorities

Priority 1 - Drive SHG's Digital Transformation Agenda

Priority 2 - Ensure effective corporate governance arrangements are in place to achieve St Helena's overarching goals and objectives

Priority 3 - Create an enabling environment that is conducive to economic growth

Priority 4 - Encourage and facilitate openness and transparency across SHG

Priority 5 - Enable and support policy makers, directorates and the public to make better decisions

Priority 6 - Ensure delivery of Fibre Optic Cable Project milestones

	Original Recurrent 2019/20 £'000	Original Capital 2019/20 £'000	Revised Recurrent 2019/20 £'000	Revised Capital 2019/20 £'000	Estimate Recurrent 2020/21 £'000
EXPENDITURE BY OUTPUT					
Governor's Office	151	0	153	0	153
Management & Administration	322	0	322	0	257
Information Services	78	0	78	0	84
Public & National Affairs	241	0	241	0	244
Supporting Executive & Legislative Councils	338	0	338	0	321
Justice Administration	131	0	155	0	0
Public Relations	67	0	72	0	67
Corporate Policy & Planning	76	0	76	0	87
Attorney General's Chambers	96	0	126	0	116
Internal Audit	37	0	37	0	0
TOTAL OUTPUTS	1,537	0	1,598	0	1,329

HEAD 12: CORPORATE SUPPORT, POLICY & PLANNING

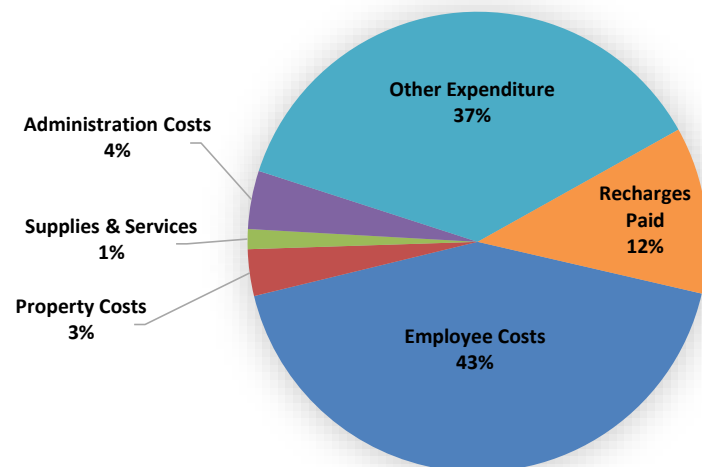
Accounting Officer: Head of Corporate Support

	Original Recurrent 2019/20 £'000	Original Capital 2019/20 £'000	Revised Recurrent 2019/20 £'000	Revised Capital 2019/20 £'000	Estimate Recurrent 2020/21 £'000
REVENUE BY OUTPUT					
Governor's Office	3	0	3	0	0
Management & Administration	227	0	227	0	171
Information Services	1	0	1	0	1
Public & National Affairs	17	0	17	0	17
Justice Administration	43	0	43	0	0
TOTAL REVENUE	291	0	291	0	189
NET EXPENDITURE (REVENUE)	1,246	0	1,307	0	1,140

Note:

1. Included in the Total Outputs is an amount of £154k which is recharges between Directorates and Trading Accounts.
2. Previously Justice Administration was appropriated under Head 12; this service has now transferred to Head 16.
3. Internal Audit is now managed under a Trading Account.

Recurrent Expenditure by category for 2020/21



HEAD 13: CORPORATE HUMAN RESOURCES

Accounting Officer: Director of Human Resources & Organisational Development

Corporate Human Resources supports St Helena Government to deliver its Vision, Mission and Corporate Strategy by ensuring we have the right people, with the right skills in the right place at the right time through the delivery of effective recruitment, organisational development and performance management strategies. CHR works in partnership with directorates to ensure we understand their needs and how we can support them to deliver frontline services. CHR work to provide everyone with the tools and capability to do their jobs effectively, supported by fit for purpose people policies and procedures to support all staff in achieving their full potential to deliver a quality service to the people of St Helena.

Priorities

Priority 1 - Deliver an effective, professional and innovative HR and Organisational Development service.

Priority 2 - Develop Leadership and Management capability and capacity, embedding SHG values and leadership competencies at all levels and

Priority 3 - Develop an effective Workforce Planning Framework to ensure a right sized, right skilled, agile, change-ready and flexible workforce.

Priority 4 - Deliver the Prospectus for Change people initiatives inspiring a culture of inclusivity, employee engagement, good health and wellbeing.

	Original Recurrent 2019/20 £'000	Original Capital 2019/20 £'000	Revised Recurrent 2019/20 £'000	Revised Capital 2019/20 £'000	Estimate Recurrent 2020/21 £'000
EXPENDITURE BY OUTPUT					
Human Resource Services	186	0	209	0	222
Technical Co-operation Posts	8,623	0	8,600	0	8,231
Overseas Training	350	0	350	0	286
TOTAL OUTPUTS	9,159	0	9,159	0	8,739
 NET EXPENDITURE (REVENUE)	 9,159	 0	 9,159	 0	 8,739

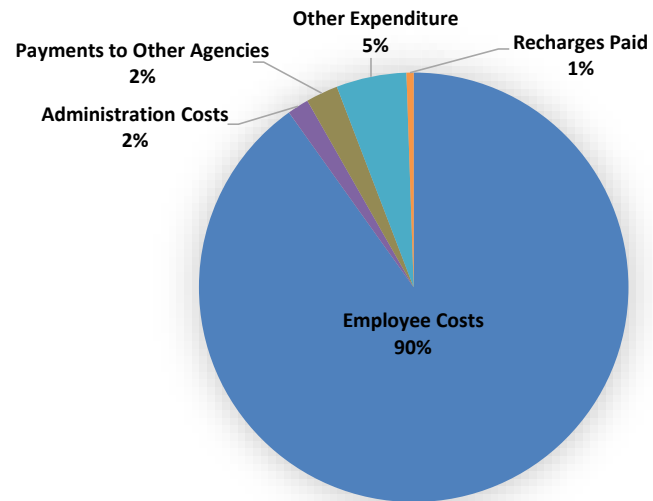
Note:

Included in the Total Outputs is an amount of £44k which is recharges between Directorates and Trading Accounts.

HEAD 13: CORPORATE HUMAN RESOURCES

Accounting Officer: Director of Human Resources & Organisational Development

Recurrent Expenditure by category for 2020/21



HEAD 15: POLICE

Accounting Officer: Chief of Police

The Police Directorate is responsible for Police, Immigration, Prison, Fire and Rescue, Sea Rescue, Probation, Emergency Control Centre (Police, Fire and Marine), Emergency Planning, St Helena Resilience Forum, SARSH and vehicle inspection and regulation of private vehicle inspection garages, as well as driver competence tests.

Priority 1 - Keeping St Helena safe by reducing crime and working to better the lives of children, young people and those most vulnerable within our community.

Priority 2 - Improving community trust and confidence in the services provided by the Directorate.

Priority 3 - Working with partners, volunteers and stakeholders to minimise and manage identified risks and to maintain public safety and our response to incidents.

Priority 4 - Working with the community, partners and stakeholders to help solve the issues most affecting our community to make us all together safer.

	Original Recurrent 2019/20 £'000	Original Capital 2019/20 £'000	Revised Recurrent 2019/20 £'000	Revised Capital 2019/20 £'000	Estimate Recurrent 2020/21 £'000
EXPENDITURE BY OUTPUT					
Management & Administration	43	0	43	0	35
Fire & Rescue	357	20	357	37	356
Police Operations	507	0	472	18	488
HM Prison	338	0	338	0	333
Police Investigations & Public Protection	76	0	76	0	81
Immigration & Licensing	200	0	200	0	202
Emergency Planning	48	0	48	0	47
Sea Rescue Service	178	0	178	0	207
Contact Centre	101	10	101	10	113
TOTAL OUTPUTS	1,848	30	1,813	65	1,862
REVENUE BY OUTPUT					
Management & Administration	43	0	43	0	35
Fire & Rescue	0	0	0	0	8
Immigration & Licensing	290	0	290	0	245
Contact Centre	44	0	44	0	24
TOTAL REVENUE	377	0	377	0	312
NET EXPENDITURE (REVENUE)	1,471	30	1,436	65	1,550

Notes:

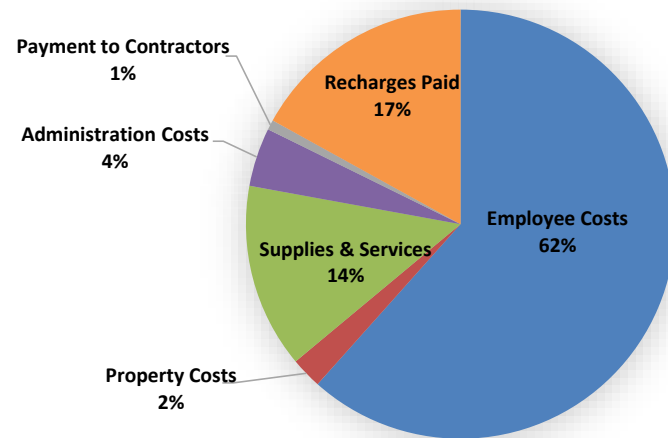
1. Included in revenue of Immigration and Licensing is the Road Traffic Licenses of £188k and Immigration fees of £45k.

2. Included in the Total Outputs is an amount of £313k which is recharges between Directorates and Trading Accounts.

HEAD 15: POLICE

Accounting Officer: Chief of Police

Recurrent Expenditure by category for 2020/21



HEAD 16: JUDICIAL SERVICES

Accounting Officer: Head of Corporate Support

The Judicial Services Section has a wide ranging responsibility for the administration of justice. The Section administers the Court of Appeal, Supreme, Magistrates', Juvenile and Coroner's Courts and has responsibility for the Labour Regulating Authority, Utilities Regulatory Authority, Planning & Development Appeals Tribunal, Land Registrar Hearings, Media Standards Commission and Legal Assistance Fund. The Section also provides the services of administering oaths, probate and letters of administration and the registration of companies, patents and trade marks. In addition the Section provides general legal guidance to the public on matters within its responsibilities.

	Original Recurrent 2019/20 £'000	Original Capital 2019/20 £'000	Revised Recurrent 2019/20 £'000	Revised Capital 2019/20 £'000	Estimate Recurrent 2020/21 £'000
EXPENDITURE BY OUTPUT					
Justice Administration	0	0	0	0	128
TOTAL OUTPUTS	0	0	0	0	128
REVENUE BY OUTPUT					
Justice Administration	0	0	0	0	39
TOTAL REVENUE	0	0	0	0	39
NET EXPENDITURE (REVENUE)	0	0	0	0	89

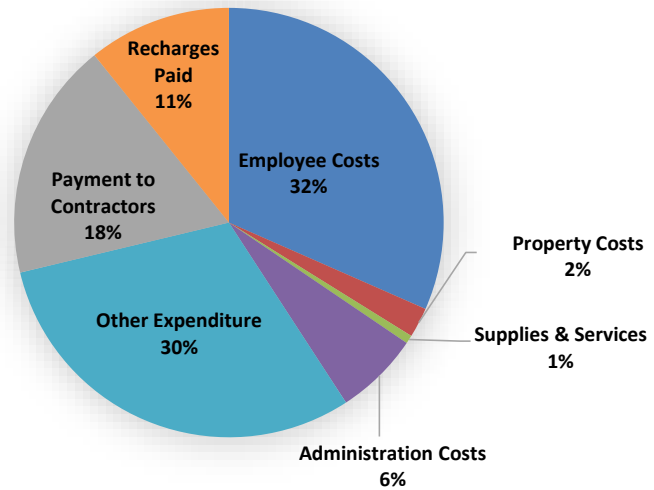
Notes:

1. The Judicial Service has transferred from Corporate Support, Policy & Planning Directorate Head 12 to Head 16.
2. 2019/20 Estimates for Justice Administration were as follows Original Recurrent Expenditure of £131k, Revised Recurrent Expenditure of £155k and Revenue of £43k.
3. Included is an amount of £13k which is recharges between Directorates and Trading Accounts.

HEAD 16: JUDICIAL SERVICES

Accounting Officer: Head of Corporate Support

Recurrent Expenditure by category for 2020/21



HEAD 17: CORPORATE FINANCE

Accounting Officer: Deputy Financial Secretary

Corporate Finance is responsible for ensuring the effective management of St Helena Government's finances; raising revenue through collection of Customs Duty and taxes; controlling the entry of prohibited and restricted items; Port Management Services; Postal, Philatelic, Licensing and Registrar Services; Procurement Services; Capital Programme Management and Management of Social Security Payments.

Priority 1 - Secure and maximise key revenue streams and reduce reliance on UK Financial Aid.

Priority 2 - Strengthen Public Financial Management and Accountability across the public service.

Priority 3 - Facilitate trade and business by improving systems, processes and timeliness of service delivery.

Priority 4 - Improve the safety and security of people and goods passing through key points of entry.

Priority 5 - Maximise the benefits from the Economic Development Investment Programme .

	Original Recurrent 2019/20 £'000	Original Capital 2019/20 £'000	Revised Recurrent 2019/20 £'000	Revised Capital 2019/20 £'000	Estimate Recurrent 2020/21 £'000	Estimate Capital 2020/21 £'000
EXPENDITURE BY OUTPUT						
Management of Social Security	79	0	94	0	81	0
Customs & Excise	291	0	291	0	272	0
Income Tax	60	0	63	0	62	0
Accounting Services	409	0	409	7	397	0
Post & Customer Services Centre	181	0	186	0	180	0
Port Management	207	50	232	43	218	0
Payments on behalf of the Crown	7,162	0	6,727	500	7,024	482
Corporate Procurement Services	67	0	67	0	44	0
Programme Management Unit	34	0	37	0	34	0
Fish Processing	0	0	40	0	182	0
Civil Contingency	0	0	200	0	2,050	450
TOTAL OUTPUTS	8,490	50	8,346	550	10,544	932

HEAD 17: CORPORATE FINANCE

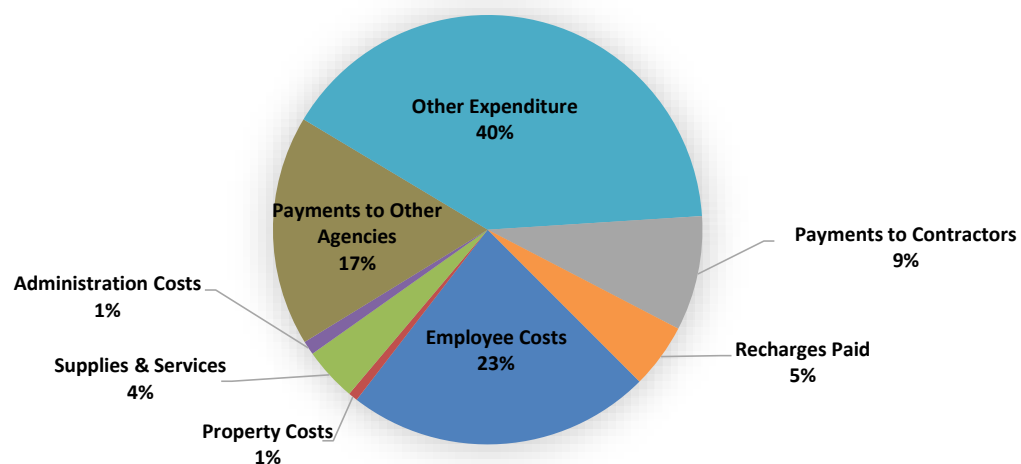
Accounting Officer: Deputy Financial Secretary

	Estimate Recurrent 2019/20 £'000	Estimate Capital 2019/20 £'000	Revised Recurrent 2019/20 £'000	Revised Capital 2019/20 £'000	Estimate Recurrent 2020/21 £'000	Estimate Capital 2020/21 £'000
REVENUE BY OUTPUT						
Customs & Excise	6,323	0	6,323	0	5,839	0
Income Tax	5,113	0	5,113	0	5,436	0
Post & Customer Services Centre	75	0	75	0	70	0
Payments on behalf of the Crown	28,742	0	29,063	0	31,155	0
Port Management	32	0	32	0	32	0
Fish Processing	0	0	0	0	16	0
TOTAL REVENUE	40,285	0	40,606	0	42,548	0
NET EXPENDITURE (REVENUE)	(31,795)	50	(32,260)	550	(32,004)	932

Notes:

1. Appropriated under Head 17 are two new Outputs called Fish Processing and Civil Contingency.
2. Included in the Total Outputs is an amount of £464k which is recharges between Directorates and Trading Accounts.
3. Included in the revenues above are the following: DFID Financial Aid £30,790K, Customs Duty £5,500K and Taxes £5,436K.

Recurrent Expenditure by category for 2020/21



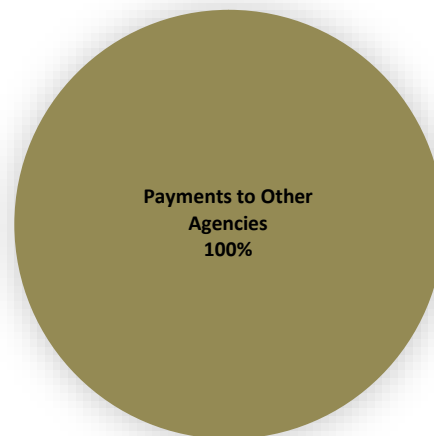
HEAD 19: ECONOMIC DEVELOPMENT

Accounting Officer: Deputy Financial Secretary

Economic Development is to oversee the growth in the economy following the construction of the airport, that ultimately will make St Helena financially self sustaining. The Output represents subsidy payments to Enterprise St Helena.

	Original Recurrent 2019/20 £'000	Original Capital 2019/20 £'000	Revised Recurrent 2019/20 £'000	Revised Capital 2019/20 £'000	Estimate Recurrent 2020/21 £'000
EXPENDITURE BY OUTPUT					
Economic Development	930	0	947	0	897
TOTAL OUTPUTS	930	0	947	0	897
NET EXPENDITURE (REVENUE)	930	0	947	0	897

Recurrent Expenditure by category for 2020/21



HEAD 20: PENSIONS AND BENEFITS

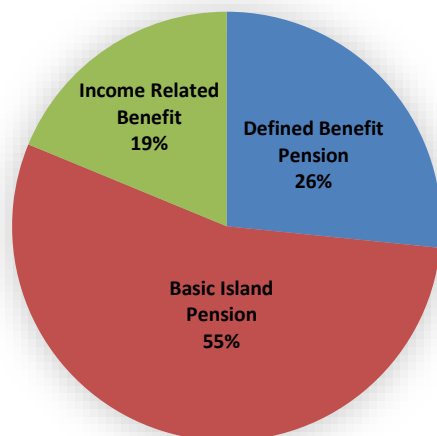
Accounting Officer: Head of Finance Services

Pensions and Benefits provides for statutory payments. Pensions are payable in accordance with the Pensions Ordinance 2012, to persons with qualifying service in the Saint Helena Government. The social benefits, Basic Island Pension and Income Related Benefit are awarded to eligible claimants under the authority of the Social Security Ordinance 2011.

	Original Recurrent 2019/20 £'000	Original Capital 2019/20 £'000	Revised Recurrent 2019/20 £'000	Revised Capital 2019/20 £'000	Estimate Recurrent 2020/21 £'000
EXPENDITURE BY OUTPUT					
Defined Benefit Pension	1,290	0	1,290	0	1,290
Basic Island Pension	2,448	0	2,448	0	2,649
Income Related Benefit	551	0	551	0	885
TOTAL OUTPUTS	4,289	0	4,289	0	4,824
NET EXPENDITURE (REVENUE)	4,289	0	4,289	0	4,824

Note: Head 20 Pensions and Benefits is not required to be appropriated from the Consolidated Fund under the Appropriation Ordinance as these payments are authorised under the Pensions Ordinance 2012 and Social Security Ordinance 2011 respectively.

Recurrent Expenditure by category for 2020/21



HEAD 21: ACCESS

Accounting Officer: Deputy Financial Secretary

Access includes Shipping, Air Access and Airport Operations. Shipping covers the cost of transporting of cargo from Rupert's Wharf to Jamestown Wharf following discharge of cargo by the MV Helena. Air Access covers the cost of SHG's responsibilities towards air access, including co-ordinating and managing arrangements for the island's Air Service Provider, Airport Operator and Fuel Management Contractor. Airport Operations covers the costs of expenditure in relation to the running of St Helena Airport.

	Original Recurrent 2019/20 £'000	Original Capital 2019/20 £'000	Revised Recurrent 2019/20 £'000	Revised Capital 2019/20 £'000	Estimate Recurrent 2020/21 £'000
EXPENDITURE BY OUTPUT					
Shipping	500	0	500	0	632
Air Access	212	0	212	0	375
Airport Operations	3,500	0	3,500	0	3,500
TOTAL OUTPUTS	4,212	0	4,212	0	4,507
REVENUE BY OUTPUT					
Airport Operations	3,500	0	3,500	0	3,500
TOTAL REVENUE	3,500	0	3,500	0	3,500
NET EXPENDITURE (REVENUE)	712	0	712	0	1,007

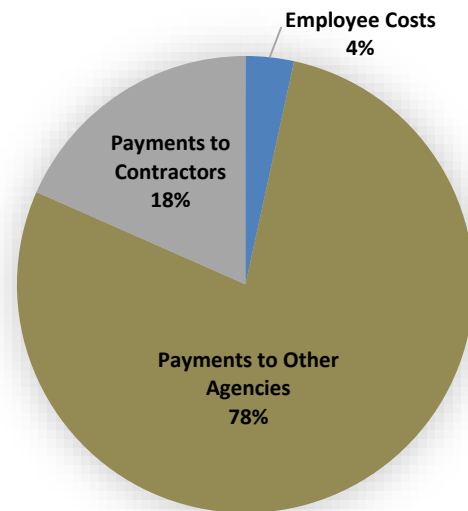
Notes:

Included in the Total Outputs is an amount of £14k which is recharges between Directorates and Trading Accounts.

HEAD 21: ACCESS

Accounting Officer: Deputy Financial Secretary

Recurrent Expenditure by category for 2020/21



HEAD 22: EDUCATION AND EMPLOYMENT

Accounting Officer: Director of Education and Employment

The Education & Employment Directorate's role is to ensure that education services are provided to meet the needs of the people of Saint Helena and to support the economic and human capital development of the island. As part of core education provision, four schools provide full-time compulsory schooling for persons 5 to 16 years of age under the education Ordinance (2008), with the primary schools also offering Early years provision for children from age three. Prince Andrew school also offers sixth form provision for years 12 - 13. Schools are supported by the Teacher Training and Inclusion Sectors. In addition, the Directorate has a Life Long Learning Sector which operates the St Helena Community College, a Vocational Centre, the Apprenticeship Programme, the St. Helena Research Institute and the St Helena Public Library Service.

Priority 1 - Improve educational outcomes for all.

Priority 2 - Have a skilled and qualified workforce.

Priority 3 - Operate an inclusive system that meets the holistic needs of all children.

Priority 4 - The St. Helena Community College meets the academic, training and development needs of the people of St. Helena

Priority 5 - Give opportunity to children to remain in education or training until they reach 18 years.

	Original Recurrent 2019/20 £'000	Original Capital 2019/20 £'000	Revised Recurrent 2019/20 £'000	Revised Capital 2019/20 £'000	Estimate Recurrent 2020/21 £'000	Estimate Capital 2020/21 £'000
EXPENDITURE BY OUTPUT						
Management and Admin	195	0	244	0	209	0
Vocational Education	603	0	569	0	519	15
Pilling Primary and Pre-school	314	0	336	0	343	0
Harford Primary and Pre-school	337	0	339	0	347	15
St Pauls Primary and Pre-School	343	0	345	0	356	0
Secondary Education	129	0	163	0	1,015	0
Inclusion	957	0	961	0	214	0
Teacher Training	76	0	79	0	99	0
Education Standard Support	103	0	103	18	29	0
Tertiary Education	240	0	225	0	180	0
Public Library	53	0	53	0	64	0
TOTAL OUTPUTS	3,350	0	3,417	18	3,375	30

HEAD 22: EDUCATION AND EMPLOYMENT

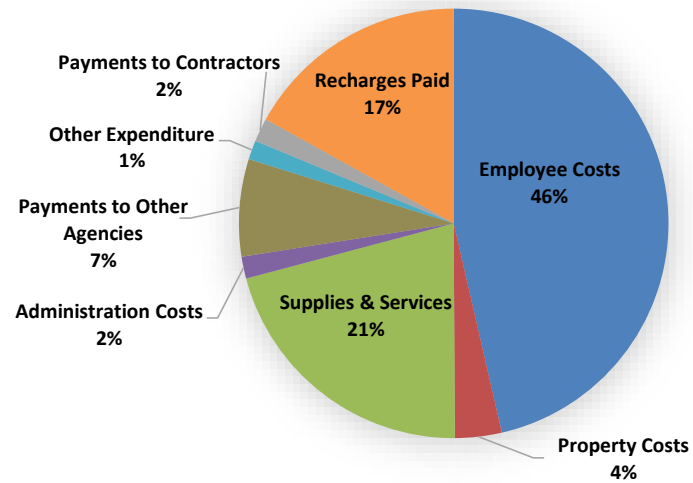
Accounting Officer: Director of Education and Employment

	Original Recurrent 2019/20 £'000	Original Capital 2019/20 £'000	Revised Recurrent 2019/20 £'000	Revised Capital 2019/20 £'000	Estimate Recurrent 2020/21 £'000	Estimate Capital 2020/21 £'000
REVENUE BY OUTPUT						
Management and Admin	195	0	195	0	209	0
Vocational Education	28	0	28	0	33	0
Secondary Education	3	0	3	0	2	0
Public Library	1	0	1	0	0	0
TOTAL REVENUE	227	0	227	0	244	0
NET EXPENDITURE (REVENUE)	3,123	0	3,190	18	3,131	30

Note:

Included in the Total Outputs is an amount of £567k which is recharges between Directorates and Trading Accounts.

Recurrent Expenditure by category for 2020/21



HEAD 23: HEALTH

Accounting Officer: Director of Health

The Health Directorate is responsible for health promotion; pre hospital emergency care; acute care, primary, secondary and tertiary care; community health care and associated health care services, including mental health, radiography and ultrasound, physiotherapy and occupational therapy, midwifery; environmental health; pathology and microbiology services; pharmacy services, dental services and healthcare governance; supported by administrative services dealing with staff recruitment, budgeting and accounting , procurement, and overall support to sections of the Directorate.

Priority 1 - Maintain equitable and proportionate local access to a range of health services in partnership with the community for all and the most vulnerable.

Priority 2 - Expand preventative healthcare services and promote healthy lifestyles for everyone.

Priority 3 - Protect the population from clinical, environmental and other health threats and emergencies.

Priority 4 - Tackle the high prevalence and incidence of chronic long term conditions among the population (diabetes, hypertension and kidney disease in particular)

Priority 5 - Provide access to specialist and tertiary care in a sustainable and affordable manner .

Priority 6 - Ensuring that our existing and emerging health workforce needs are adequately met.

Priority 7 - Improve community engagement and patient experience of the local health service.

	Original Recurrent 2019/20 £'000	Original Capital 2019/20 £'000	Revised Recurrent 2019/20 £'000	Revised Capital 2019/20 £'000	Estimate Recurrent 2020/21 £'000
EXPENDITURE BY OUTPUT					
Management & Administration	337	0	337	0	380
Local Medical	1,596	0	1,596	175	1,495
Overseas Medical	1,700	0	1,772	0	1,700
Hospital/Acute Care	892	0	892	0	916
Community Care (Primary Care)	253	0	253	0	252
Dental	136	0	136	0	143
Environmental Health	194	0	194	0	201
Laboratory	314	0	314	0	350
Mental Health	164	0	164	0	141
TOTAL OUTPUTS	5,586	0	5,658	175	5,578

HEAD 23: HEALTH

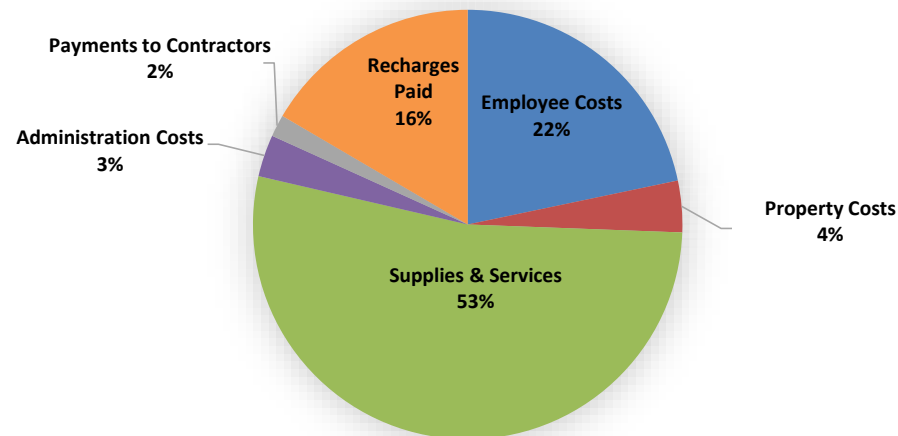
Accounting Officer: Director of Health

	Original Recurrent 2019/20 £'000	Original Capital 2019/20 £'000	Revised Recurrent 2019/20 £'000	Revised Capital 2019/20 £'000	Estimate Recurrent 2020/21 £'000
REVENUE BY OUTPUT					
Management & Administration	337	0	337	0	380
Local Medical	0	0	0	0	134
Overseas Medical	0	0	0	0	15
Hospital/Acute Care	171	0	171	0	30
Dental	25	0	25	0	26
Environmental Health	9	0	9	0	9
Laboratory	27	0	27	0	38
TOTAL REVENUE	569	0	569	0	632
NET EXPENDITURE (REVENUE)	5,017	0	5,089	175	4,946

Notes:

1. Included in the Total Outputs is an amount of £908k which is recharges between Directorates and Trading Accounts.
2. The outputs Local Medical and Overseas Medical were previously combined as Medical.
3. Included in Overseas Medical Output above is £200k for Aero Medical Evacuation and £1,500k for Overseas Medical Treatment.

Recurrent Expenditure by category for 2020/21



HEAD 26: ENVIRONMENT, NATURAL RESOURCES AND PLANNING

Accounting Officer: Director of Environment, Natural Resources and Planning

The Environment, Natural Resources and Planning Directorate's mission is to protect and enhance our natural environment by committing to sustainable and accountable growth of our natural capital, through providing professional and resourceful services. The Directorate has responsibility for Agriculture, Fisheries, Forestry, Biosecurity, Environmental Protection, Environmental Risk Management, Nature Conservation and Land Planning and Building Control.

Priority 1 - Protect the natural environment by conserving biodiversity, preventing, minimising or mitigating against any negative activity and or impact, to conserve and enhance the Island's natural capital.

Priority 2 - Improve our capacity to manage our natural resources sustainably to increase food production and forestry services and products.

Priority 3 - Implement an effective land planning and building control system to facilitate sustainable development and investment to support economic growth.

Priority 4 - Reduce the economic and environmental impact of invasive species.

Priority 5 - Safeguard St Helena through implementation of a robust biosecurity system

Priority 6 - Increase our capacity to safeguard natural habitats and save critically endangered species.

	Original Recurrent 2019/20 £'000	Original Capital 2019/20 £'000	Revised Recurrent 2019/20 £'000	Revised Capital 2019/20 £'000	Estimate Recurrent 2020/21 £'000
EXPENDITURE BY OUTPUT					
Forestry Production and Tree Surgery	138	0	142	0	133
Forest Establishment, Maintenance & Protection	132	0	132	0	127
Fisheries Administration, Protection & Policy Advice	99	0	88	0	95
Bio Security Services	67	0	66	0	64
Agricultural Support	424	0	420	0	418
Grounds Maintenance	67	0	64	0	65
Planning & Development Control	119	0	100	0	116
Upkeep of Public Facilities & Areas	44	0	43	0	44
Environmental Assessment & Advisory	107	0	90	0	101
Nature Conservation - Terrestrial	150	0	174	0	142
Nature Conservation - Marine	70	0	74	0	67
Waste Management	302	0	317	0	303
Met Forecasting Services	148	0	164	0	0
TOTAL OUTPUTS	1,867	0	1,874	0	1,675

HEAD 26: ENVIRONMENT, NATURAL RESOURCES AND PLANNING

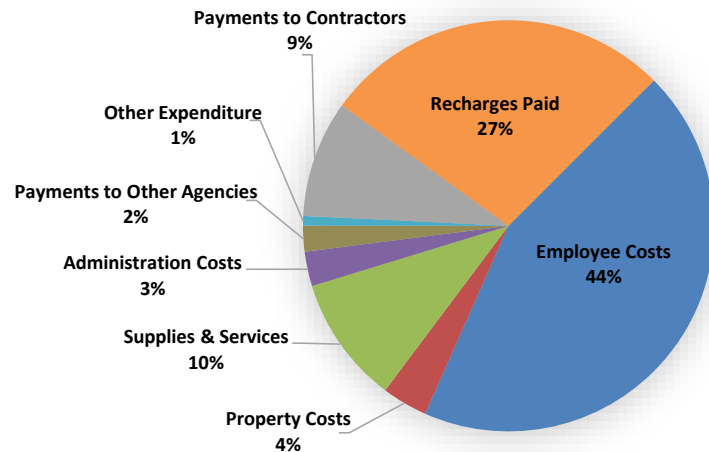
Accounting Officer: Director of Environment, Natural Resources and Planning

	Original Recurrent 2019/20 £'000	Original Capital 2019/20 £'000	Revised Recurrent 2019/20 £'000	Revised Capital 2019/20 £'000	Estimate Recurrent 2020/21 £'000
REVENUE BY OUTPUT					
Forestry Production & Tree Surgery	18	0	18	0	19
Fisheries Administration, Protection & Policy Advice	27	0	27	0	28
Agricultural Support	39	0	39	0	37
Waste Management	12	0	12	0	10
Planning & Building Control	17	0	17	0	17
TOTAL REVENUE	113	0	113	0	111
NET EXPENDITURE (REVENUE)	1,754	0	1,761	0	1,564

Note:

1. Included in the Total Outputs is an amount of £459k which is recharges between Directorates and Trading Accounts.
2. Previously Met Forecasting Services was appropriated under Head 26. These costs are now accounted for under Head 21.

Recurrent Expenditure by category for 2020/21



HEAD 27: INFRASTRUCTURE & TRANSPORT

Accounting Officer: Director of Infrastructure and Transport

The Infrastructure & Transport Directorate's role is to manage, maintain and develop the Crown's natural and built assets in a sustainable way to support the people of the Island to improve the standard of living and quality of life. The Directorate also provide vehicles for all Government Directorates and services these vehicles.

Priority 1- Manage & maintain a sustainable Crown Estate.

Priority 2 - Protect the vulnerable through increasing the quality and availability of Government Landlord Housing and residential facilities.

Priority 3 - Reduce infrastructure costs through using alternative energy saving solutions and contribute to a greener environment.

Priority 4 - Improve investment in staff through up skilling, better succession planning and recognition.

Priority 5 - Improve the quality & efficiency of our services.

	Original Recurrent 2019/20 £'000	Original Capital 2019/20 £'000	Revised Recurrent 2019/20 £'000	Revised Capital 2019/20 £'000	Estimate Recurrent 2020/21 £'000	Estimate Capital 2020/21 £'000
EXPENDITURE BY OUTPUT						
Management & Administration	259	0	229	0	259	0
Provision & Maintenance of Roads	408	0	430	0	398	0
Provision & Maintenance of Street lighting	47	0	47	0	47	0
Rock Fall Protection	63	0	68	0	63	0
Building Maintenance (Works)	499	175	534	172	534	53
Technical Services	118	0	123	0	111	7
Land Registration & Property Disposal	48	0	52	0	48	0
National Geographic Information System	88	0	87	0	88	0
TOTAL OUTPUTS	1,530	175	1,570	172	1,548	60

HEAD 27: INFRASTRUCTURE & TRANSPORT

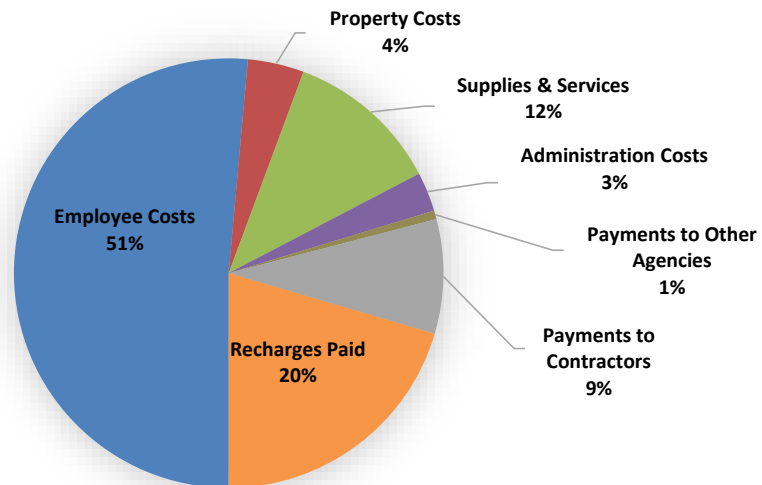
Accounting Officer: Director of Infrastructure and Transport

	Original Recurrent 2019/20 £'000	Original Capital 2019/20 £'000	Revised Recurrent 2019/20 £'000	Revised Capital 2019/20 £'000	Estimate Recurrent 2020/21 £'000	Estimate Capital 2020/21 £'000
REVENUE BY OUTPUT						
Management & Administration	259	0	259	0	259	0
Provision & Maintenance of Roads	0	0	0	0	2	0
Building Maintenance	80	0	80	0	33	0
Technical Services	15	0	15	0	20	0
Land Registration & Property Disposal	118	0	118	0	119	0
National Geographic Information System	14	0	14	0	14	0
TOTAL REVENUE	486	0	486	0	447	0
NET EXPENDITURE (REVENUE)	1,044	175	1,084	172	1,101	60

Note:

Included in the Total Outputs is an amount of £315k which is recharges between Directorates and Trading Accounts.

Recurrent Expenditure by category for 2020/21



HEAD 29: CHILDREN & ADULTS SOCIAL CARE

Accounting Officer: Director of Children & Adults Social Care

The Children and Adult Social Care Directorate is the statutory organisation that effectively safeguards the most vulnerable children and adults from abuse and harm on St Helena. The statutory duties under the Welfare of Children Ordinance and the Community Care Act (UK) underpin children and adult statutory social work practice. The overall service offer also encompasses all areas of residential care, outreach support, homecare, foster care and refuge provision working with all vulnerable groups on the island.

Priority 1 - Ensure a Safe Statutory Offer for Children and Adults.

Priority 2 - Provide an Effective Community Care Offer.

Priority 3 - Develop and Maintain a Person Centered Residential offer for Children and Adults.

Priority 4 - Work with partners to ensure an Effective Safeguarding Board.

Priority 5 - Improvement and quality assurance framework implementation.

Priority 6 - Building a sustainable service offer to meet the demographics of St Helena.

	Original Recurrent 2019/20 £'000	Original Capital 2019/20 £'000	Revised Recurrent 2019/20 £'000	Revised Capital 2019/20 £'000	Estimate Recurrent 2020/21 £'000
EXPENDITURE BY OUTPUT					
Support Services	143	0	170	0	137
Learning Disabilities	216	0	234	0	241
Family Centre	69	0	104	0	159
Sheltered Accommodation	147	0	202	0	230
Community Care	1,263	0	1,156	0	1,164
Safe Haven	13	0	13	0	13
Children's Services	277	0	209	0	191
Adult Safeguarding	875	0	956	0	913
TOTAL OUTPUTS	3,003	0	3,044	0	3,048

HEAD 29: CHILDREN & ADULTS SOCIAL CARE

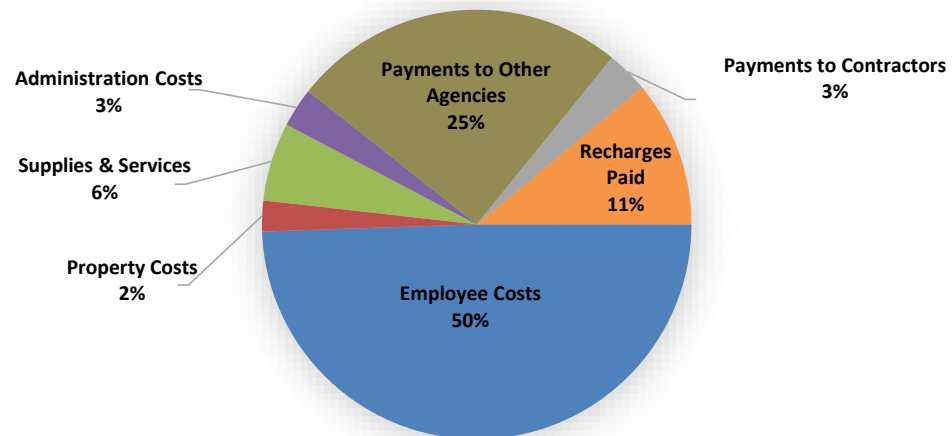
Accounting Officer: Director of Children & Adults Social Care

	Original Recurrent 2019/20 £'000	Original Capital 2019/20 £'000	Revised Recurrent 2019/20 £'000	Revised Capital 2019/20 £'000	Estimate Recurrent 2020/21 £'000
REVENUE BY OUTPUT					
Support Services	143	0	143	0	137
Family Centre	0	0	0	0	10
Sheltered Accommodation	15	0	15	0	15
Community Care	50	0	80	0	142
TOTAL REVENUE	208	0	238	0	304
NET EXPENDITURE (REVENUE)	2,795	0	2,806	0	2,744

Note:

Included in the Total Outputs is an amount of £329k which is recharges between Directorates and Trading Accounts.

Recurrent Expenditure by category for 2020/21



ADDITIONAL INFORMATION

TRADING ACCOUNTS

There are a number of SHG activities which operate very similar to a business venture, these are classified as trading accounts and have been set up as Special Funds under the provision of section 3 of the Public Finance Ordinance.

	Revenue	Recurrent Expenditure	Capital Expenditure	Surplus /(Deficit)	
	2020/21 £'000	2020/21 £'000	2020/21 £'000	2020/21 £'000	<i>Accounting Officer</i>
TRADING ACTIVITIES					
Transport	1,039	765	0	274	<i>Senior Transport Manager</i>
Information Technology	1,134	959	0	175	<i>IT Section Manager</i>
Housing Service	325	223	102	0	<i>Director of Infrastructure and Transport</i>
St Helena Audit Service	369	369	0	0	<i>Chief Auditor</i>
Internal Audit Service	87	85	0	2	<i>Group Head of Internal Audit and Risk</i>
TOTALS	2,954	2,401	102	451	

Note: *Expenditure for Special Funds are not required to be appropriated under the Appropriation Ordinance.*