

Introduction

St Helena moved one step closer to securing funding from 11th European Development fund for the cable project. Renewable yields have picked up after a slow start to the year with 25.46% of the annual generation year to date from renewable sources. Unplanned electricity interruptions are well on target to remain favourable to the target this year. Police surgeries continue to be a success with positive feedback received. There were no new admissions into residential care during November.

The tender process continues for large scale renewables, with some bidders being invited to move to Best and Final Offer stage of the process






For this report information has not been provided for all areas

Summary of Performance

Some of the headlines for November were as follows:

- 27.18% of energy generation came from renewables
- There were 3 unplanned electricity Interruptions in November, with 55 interruptions year to date.
- The Fire Service average response time increased to 6.8 minutes compared to the previous month, with a total of 11 reports being received.
- 23 referrals to Children’s Services were received, with 25% resulting in a single assessment.
- Crime reports increased up to 12, one more than previous month.
- 87% of registered diabetes clients who have had their HbA1c tested at least once during the preceding year, and 46% of registered diabetics with “Good Control”.

Overall Summary

	October		November	
	Overall Progress	Leading Indicator 2017/18	Overall Progress	Leading Indicator 2017/18
	5	6	4	5
	4	3	4	3
	29	28	28	27
	11	12	13	14
 Unknown (due to lack of data)	0	0	0	0

The above table summarises the data in the report. There are 49 areas outlined in the report and both backward and forward looking RAG ratings have been provided.

For this report information has not been provided for all areas .

- 8% of areas were given a Red rating
- 8% of areas were given an Amber Striped rating
- 57% of areas were given an Amber rating
- 27% of areas were given a Green rating
- 0% of areas were given an unknown rating

*Figures may not total 100% due to rounding

SHG Performance TRACKER

Released: January 2018
Covering: November 2017

National Goal	Overall Performance Progress	Monthly Change	Leading Indicator 2017/18	Monthly Change	Commentary
<p data-bbox="28 328 444 399">Altogether Safer</p> <p data-bbox="28 428 444 664">1. Safeguarding – Number of referrals received for children’s services % of referrals which required a single assessment and % of these assessments completed within timescales <i>309 referrals received 23% required single assessments Approx. 90% completed within timescale 95% completed within timescales</i></p> <p data-bbox="28 685 444 792">2. Joint visits are done with OT and MH. (Demonstrates joined up multi-agency work in the community) <i>47 OT joint visits and 2 MH joint visits for 2016.</i></p> <p data-bbox="28 813 444 942">3. Number of residents in care who rate our care positively. <i>Service user survey to be developed and 2017/18 a year to baseline this data to improve as we move forward.</i></p> <p data-bbox="28 963 444 1049">4. Setting up a service user group to help shape policy. <i>Currently setting up Happy Hearts committee.</i></p> <p data-bbox="28 1071 444 1199">5. Reduce Overall Crime. <i>Based on 2016/17 PPY figure, which will be divided by 12 and monitored on a monthly basis. Less than five year average (also compared to 2016 – 2017 figure)</i></p> <p data-bbox="28 1220 444 1406">6. The St Helena Fire & Rescue Service will provide an immediate response to all related emergencies. <i>Monitored on a monthly basis based upon the number of calls attended. Attendance within 12 mins for the first appliance</i></p>	<p data-bbox="531 364 598 428"></p> <p data-bbox="531 506 598 571"></p> <p data-bbox="531 642 598 706"></p> <p data-bbox="531 763 598 828"></p> <p data-bbox="531 1071 598 1135"></p> <p data-bbox="531 1263 598 1328"></p>	<p data-bbox="743 371 801 421"></p> <p data-bbox="743 506 801 556"></p> <p data-bbox="743 635 801 685"></p> <p data-bbox="743 778 801 828"></p> <p data-bbox="743 1078 801 1128"></p> <p data-bbox="743 1263 801 1313"></p>	<p data-bbox="908 364 975 428"></p> <p data-bbox="908 506 975 571"></p> <p data-bbox="908 642 975 706"></p> <p data-bbox="908 763 975 828"></p> <p data-bbox="908 1071 975 1135"></p> <p data-bbox="908 1263 975 1328"></p>	<p data-bbox="1072 371 1130 421"></p> <p data-bbox="1072 506 1130 556"></p> <p data-bbox="1072 635 1130 685"></p> <p data-bbox="1072 778 1130 828"></p> <p data-bbox="1072 1078 1130 1128"></p> <p data-bbox="1072 1263 1130 1313"></p>	<p data-bbox="1207 335 1893 449">Safeguarding 1: November 2017 - 23 referrals to Children’s Services were received, 25% resulted in a single assessment. It is estimated that 95% of these assessments will be completed within the 35 working day timeframe.</p> <p data-bbox="1207 478 1893 592">Safeguarding 2 : Nov 2017: 29 joint visits with OT, Physio, Specialists, Police or Multi-Disciplinary Meetings. Year to date: 110</p> <p data-bbox="1207 621 1893 763">Safeguarding 3: November: Adults and OPS to complete a full survey of all residential care. Date to be completed: November 2017. This is currently being assessed..</p> <p data-bbox="1207 792 1893 1078">Safeguarding 4: OPS Age Task Force Constitution is nearly completed. Ongoing. Monthly meetings are held. This will be completed by November 2017. One member of staff is now tasked with doing this. Happy Hearts continues and we are now starting to hand over some of the responsibility of running to members. This is to encourage their independence. Current numbers attending 30-40 twice a month. The members who attend have agreed to contribute financially to each social gathering. Transport continues to remain a difficulty.</p> <p data-bbox="1207 1106 1893 1163">Reduce Overall Crime - Police 5: November = 12 Crime continues to be low</p> <p data-bbox="1207 1192 1893 1249">(5a) 75% call backs 100% satisfaction. 9 surgeries total completed (5b) 10% reduction in RTAs 4 in total</p> <p data-bbox="1207 1306 1893 1363">STH Fire & Rescue Service response - Police 6: November - Fire Service average response time is 6.8 minutes</p>

SHG Performance TRACKER

Released: January 2018
Covering: November 2017

National Goal	Overall Performance Progress	Monthly Change	Leading Indicator 2017/18	Monthly Change	Commentary
<h2>Altogether Healthier</h2>					
<p>7. Number of older persons (over 65) who are admitted to residential/sheltered accommodation -Reduce the number of admissions compared to the previous year <i>13 admissions in residential/sheltered accommodations for 2016/17</i> Target = 13 admissions</p>	A	↔	A	↔	<p>Number of Older Persons - Safeguarding 7:: November: Zero admissions YTD = 4 CCC, 2 Deason's and 1 Cape Villa</p>
<p>8. Number of people in the community receiving home care. <i>For 2016- 72 older persons in community receiving home care</i> Target = Increase on bench mark</p>	G	↑	G	↑	<p>Number of People - Safeguarding 8: November: Adults and Older Persons -140 people receiving Home Care. 60 Community Support visits, Day Care help, specialist appointments, Hospital visits, prison visits, Social Care visits. Welfare Assistance meetings: 2</p>
<p>9. 90% of those receiving home care having had social care review in last 12 months. <i>Adults and Older adults 81.5%</i> Target = 90%</p>	R	↓	R	↓	<p>Receiving home care having had review - Safeguarding 9: Oct: 5 reviews completed by the Adult Support Team: 1 new BLA 15% of reviews completed with a target of 90% 4 Home support reviews</p>
<p>10. Number of adult social care assessments completed Target = Benchmarking this year</p>	A	↔	A	↔	<p>Social Care Assessments - Safeguarding 10: Adults Support Team completed 18 new assessments</p>
<p>11. Vaccination Coverage - Children at 2 years of age, up to date with vaccinations. a) % of 2 year olds immunised against those due on census data. (Aim = >90%) b) % of 2 year olds immunised against those due from birth rate (Aim = >100%) <i>First year of reporting this way. Once full year is completed we will have baseline established</i></p>	A	↔	A	↔	<p>Vaccination Coverage - Health 11: a) 56% of 2 year olds immunised against those due on census data b) 67% of 2 year olds immunised against those due from birth rate</p>
<p>12. Diabetes a) Percentage of registered diabetes clients who have had their HbA1c tested at least once during the preceding year. (Aim = >85%) b) Percentage of registered diabetics with "Good Control". (Aim = >50%)</p>	A	↑	A	↑	<p>Diabetes - Health 12: a) 87% registered diabetes clients who have had their HbA1c tested at least once during the preceding year. b) 46% of registered diabetics with "Good Control"</p>

SHG Performance TRACKER

Released: January 2018
Covering: November 2017

National Goal	Overall Performance Progress	Monthly Change	Leading Indicator 2017/18	Monthly Change	Commentary
---------------	------------------------------	----------------	---------------------------	----------------	------------

Altogether Healthier

13A. Obesity 1: Early detection and prevention or reduction of obesity amongst resident population of St Helena

(a) % of Children who are overweight or obese when measured on an annual basis in school.

(b) % of adults with a BMI >25 out of all patients seen.

(c) % of adults with a BMI >25 out of all patients who had BMI check

Accurate baseline to be established for
(a) 53% of school children overweight or obese
Overweight = 34%;
Obese = 19%

N=372 school children weighed March 2017
Boys=191 Girls=181

- Boys (51%): overweight = 33%; obese = 18%
- Girl (54%): overweight = 34%; obese =20 %

(b) 23% (222 with excess weight out of 978 patients seen)

(c) 74% of all BMI's checked have BMI >25 (222 out of 298)

Target = Benchmark with a full year of data Dietician to be in post by March 2017









Obesity 1 - Health 13a :

November 2017
 (a) 42% of school children overweight or obese (149 out of 353)
 Overweight = 28%; Obese = 14%









N=353 school children weighed March 2017
 Boys = 185 Girls = 168

- Boys (38%): overweight = 26%; obese = 12%
- Girls (47%): overweight = 30%; obese = 17%

MONTHLY
 b) 40% (1338 out of 3305)
 c) 77% (1338 out of 1738)

SHG Performance TRACKER

Released: January 2018
Covering: November 2017

National Goal	Overall Performance Progress	Monthly Change	Leading Indicator 2017/18	Monthly Change	Commentary
<p>Altogether Healthier</p>					
<p>13B. Obesity 2: Structured Interventions % of children and adults identified during health assessment as being overweight who receive support through a structured intervention.</p> <p>Children</p> <p>a) % of children identified with excess body weight (149) receiving brief intervention</p> <p>b) % of children identified with excess body weight referred for specialist dietetic advice</p> <p>c) % of children identified with excess body weight referred for specialist dietetic advice that received specialist advice</p> <p>Adults</p> <p>a) % of adults identified with excess body weight receiving brief intervention</p> <p>b) % of adult identified with excess body weight referred for specialist dietetic advice</p> <p>c) % of adults identified with excess body weight receiving specialist dietetic advice.</p> <p><i>Children</i></p> <p>a) Baseline in July 2017: 0</p> <p>b) Baseline in July 2017: 2</p> <p>c) Baseline in July 2017: 2 (100%)</p> <p><i>Adults</i></p> <p>a) Baseline in July 2017: 1</p> <p>b) Baseline in July 2017: 3</p> <p>c) Baseline in July 2017: 3 (100%)</p>	<p style="text-align: center;"></p>	<p style="text-align: center;"></p>	<p style="text-align: center;"></p>	<p style="text-align: center;"></p>	<p>Obesity 2 - Health 13b: For November:</p> <p>Children</p> <p>a) 34% (4)</p> <p>b) 5% (8 out of 149)</p> <p>c) 100% (8 out of 8)</p> <p>Adults</p> <p>a) 19% (255 out of 1338)</p> <p>b) 6% (81 out of 1338)</p> <p>c) 100% (81 out of 81)</p> <p>Data will form baseline for 2018/19 targets.</p> <p>Key gap in brief intervention for overweight and obese patients and work underway to tackle this, in particular as this relates to children.</p>
<p>14. Safe provision of an appropriate range of Mental Health services on-Island Ensure all acute mental health admissions are safely managed.</p> <p>a) Mental Health Admissions YTD</p> <p>b) Alcohol Detox Admissions YTD</p> <p>c) Current Active Caseload (monthly)</p>	<p style="text-align: center;"></p>	<p style="text-align: center;"></p>	<p style="text-align: center;"></p>	<p style="text-align: center;"></p>	<p>Mental Health Services - Health 14: For November:</p> <p>a) 2</p> <p>b) 0</p> <p>c) 119</p>

SHG Performance TRACKER

Released: January 2018
Covering: November 2017

National Goal

Overall Performance Progress

Monthly Change

Leading Indicator 2017/18

Monthly Change

Commentary

15. Access to Healthcare

1. General Hospital (Secondary Health Care)
a) No of general admissions to hospital (YTD)
b) Number of surgical admissions(YTD)

A



A



2. Total number of different patients per month that accessed Primary Health Care to see
a) Doctor b) Nurse c) Overall

3. Total number of different patients per month that accessed Primary Health Care at
d) Half Tree Hollow e) Longwood
f) Levelwood D=Doctor N=Nurse
A = 2000 B = 30 C = 20 (Nov 2016)
Target = a) >2000 b) >30 c) >20

4. Total number of occasions per month that patients with a registered disability were seen by a Doctor

5. Total number of home support visits for palliative / end-of-life care

R



R



16. Encourage Smoking Cessation

% of clients who have received counselling for smoking and who have stopped.

Island population registered on EMIS 4776
Smoking status record 1773, 1773/4776 = 37%

a) No of patients who have had their smoking status screened
b) No of Patients started on NRT
c) No of Patients started on Champix
d) No of Patients given group cessation sessions
e) % of patients registered as smokers seen by Dr/Nurse
f) % of patients registered as smokers given BI

A



A



17. Social Housing – Increase Social Housing Stock. 184 social houses Jan 2017
Target = 5%

Access to Healthcare - Health 15: September 2017

1. a) 193 YTD 2. a) 2831
b) 317 YTD b) 2216
c) 3305

3. **Awaiting data * Currently experiencing problems with EMIS relating to the district clinic statistics. Attempts are being made to identify the issue**

d) D= N=
e) D= N=
f) D= N=

4. Figures soon to be collated

5. 160 (17 this month)

Smoking Cessation - Health 16 :

NOVEMBER 2017:

a) 634
b) 69
c) 14
d) 0%
e) 80%
f) 0%

Social Housing - ERND 17:

Work is still ongoing to ensure affordable housing and land is made available. Housing has also commenced an island wide tenancy audit which is hoped to be completed by December 2017.

SHG Performance TRACKER

Released: January 2018
Covering: November 2017

National Goal	Overall Performance Progress	Monthly Change	Leading Indicator 2017/18	Monthly Change	Commentary
---------------	------------------------------	----------------	---------------------------	----------------	------------

Altogether Greener

18. Plants and Wildlife – Monitor the health of St Helena’s marine and terrestrial habitats, to make sure they do not decline.
21 terrestrial and 22 marine in 2015/16
Target – Population of key Marine and Terrestrial endemic species – Little or no change

19. Environmental Protection – 10% of the required supporting policies, guidelines and procedures have been formally adopted and are in place to facilitate the implementation of the Environmental Protection Ordinance (EPO - Jan 2017)
Formal adoption of at least 80% of the required legislation and supporting policies guidelines and procedures to facilitate the implementation of the EPO.

20. Waste Management
Equally sized domestic waste cells last for approximately 1 year
50% increase in domestic waste cells life

A	↑	A	↑
R	↓	R	↓
A	↔	A	↔

Plants and Wildlife - ENRD 18:
Seed collecting and storage continued. Nursery work at Scotland and Peaks carried forward with increased outputs with additional work to prepare for the commencement of BEST 2.0 Nursery project for improving & expanding nursery capacity - to start in January 2018. Critical habitat ecological restoration work continued on 5% of target sites of high endemic diversity value. Trail maintenance service provided to support tourism at GBA, & DPNP walks.

Environmental Protection - ENRD 19:
General awareness of EPO requirements continues. 7 export permits were issued for sending samples away for scientific analysis. Requests for licences for issue under the EPO have also been received and are being processed, this includes applications from researchers and on island institutions and individuals. In addition to assessing the environmental impacts of Planning Applications, advice and input has been given on addressing the environmental impacts and ensuring EPO compliance for proposed and ongoing projects including airport related works and the Bottom Woods Sports Field.

Waste Management - ENRD 20:
Initiatives are being developed to reduce waste. But the effects of these initiatives will be limited. Waste prevention campaign to target cigarette butts litter planned for December 2017. Partnership Agreement signed with Private Sector business for increased glass recycling at Horse Point Landfill Site. Horse Point Landfill Site currently open to the public 24/7 (including Public Holidays) for a three month trial period. Anaerobic Digestion (AD) Expert visiting St Helena in December to undertake a feasibility study to determine if AD is suitable to add into waste management infrastructure (EU funded OCTA Innovation Project).

SHG Performance TRACKER

Released: January 2018
Covering: November 2017

National Goal

Overall
Performance
Progress

Monthly
Change

Leading
Indicator
2017/18

Monthly
Change

Commentary

Altogether Greener

21. Energy Use

More efficient use of energy per head of population

Target = 2%

22. Increase Land available for Housing.
through the development of the CDAs and individual site identification.

Release 60 plots by end of 2017/2018

Target = 100% increase



Energy Use - SHG/Connect 21:

The tender process continues for large scale renewables with some bidders being invited to move to BAFO stage of the process.



Increase Land available - ENRD 22:

Two additional sites have been identified for new housing. Design work and surveying of the land is currently ongoing. This will be for additional social housing only.

7% of the target set has been reached to date for 2017/18.









SHG Performance TRACKER

Released: January 2018
Covering: November 2017

National Goal	Overall Performance Progress	Monthly Change	Leading Indicator 2017/18	Monthly Change	Commentary
<p>Altogether Better for Children and Young People</p>					
<p>23. Primary Education % of pupils achieving Level 4+</p> <p>Target = English Skills 60% Maths 60%</p> <p>(Changed from August 2017 to % of pupils performing at or above Age Related Expectations)</p>	<p>A</p>	<p>↔</p>	<p>A</p>	<p>↔</p>	<p>Primary Education - Education 23:: Year 6 : English : 50.0% at or above Age Related Expectations Mathematics: 30.0% at or above Age Related Expectations</p> <p>Key Stage 4 Overall (Yrs. 3 - 6) English: 51.6% At or above Age Related Expectations Mathematics: 36.2% at or above Age Related Expectations</p> <p>All primary schools are completing their 2017/18 School Improvement Plans based on detailed analysis of the data provided by the 2017 assessments. A new reading scheme aligned with the new National Curriculum has been implemented in all schools and is going well.</p>
<p>24. Secondary Education % of pupils achieving 5 GCSE A*-C including English and Maths</p> <p>Target = 30%</p>	<p>G</p>	<p>↑</p>	<p>G</p>	<p>↑</p>	<p>Secondary Education - Education 24: 45% achieved 5+ Grade A* - C (9 - 4) results, including English and Maths</p> <p>English: 50% Mathematics: 55%</p> <p>As an outcome of the good results in 2017, PAS reported a significant increase in students opting to continue on to A levels in Year 12. PAS is completing the 2017/18 School Improvement Plan based on a detailed analysis of performance across Key Stage 3, in GCSEs and at A level. October saw the arrival of a new Science Advisory Teacher and a Business/ICT Advisory Teacher. Work is underway at present to plan new Business options for 2018.</p>





















SHG Performance TRACKER

Released: January 2018
Covering: November 2017

National Goal	Overall Performance Progress	Monthly Change	Leading Indicator 2017/18	Monthly Change	Commentary
<p>Altogether Better for Children and Young People</p> <p>25. % of teachers qualified to Level 4+ 33.3% Target = 50%</p> <p>26. Functional Skills programme that meets the needs of St Helena. Attendance at the St Helena Community College functional skills programme</p> <p><i>Annual Training Needs Assessment deferred to March 2017, not yet underway. SHCC Courses offered: 159 courses</i> <i>General/Community - Accredited 27</i> <i>General/Community - Local 39</i> <i>Professional - Accredited 10</i> <i>Vocational - Accredited 47</i> <i>Higher Education - Accredited 36</i> <i>273 registrations from 1/9/2016 - 20/2/2016.</i> <i>89 registrations continuing from 1/3/2016 - 1/9/2016.</i> <i>Total of 363 students enrolled in SHCC programmes to date.</i></p> <p>Target = Annual Training Needs Assessment completed.</p> <p>100 courses offered (with information on accreditation status and level) 300 course registrations</p>	<p></p> <p></p>	<p></p> <p></p>	<p></p> <p></p>	<p></p> <p></p>	<p><u>% of teachers qualified - Education 25:</u> November remains at 43.10% Work continues on the teacher training initiative, with a number of staff members set to complete Level 4 by April 2018.. One staff member has already completed the Level 4 qualification. A new Teacher Trainer is providing much needed support. In addition, a new round of Level 4 training began in October and is expected to be completed by April 2018. The Level 4 qualification in Education Leadership is planned to start in Jan 2018.</p> <p><u>Functional Skills Programme - Education 26:</u> November 2017 remains unchanged</p> <p>159 courses offered 48 courses with active enrolment during year to date -Community Education: 15 courses, 8 accredited -Higher Education: 14 courses; 13 accredited -Professional Studies: 8 courses; 8 accredited -Technical/Vocational: 10 courses; 10 accredited 195 students registered (1/9/16 - 31/7/17) 240 course registrations (1/9/16 - 31/7/17) 30 registrations in accredited L1 - L2 core skills courses (English, maths, ICT)</p> <p>SHCC started its second year of operation, following on from a very successful first year. In October, Education Committee approved new entry requirements for higher education courses and also set fees for new courses and services to be offered for SHCC. A new library automation system was set up in the Public Library and the library reopened in November following major renovation. The statistics will remain as is as we have not undertaken any further testing in primary and secondary, we do not have any additional teachers achieving level 4 as yet and we will start taking on new entrants into the Community College in January 2018.</p>

SHG Performance TRACKER

Released: January 2018
Covering: November 2017

National Goal	Overall Performance Progress	Monthly Change	Leading Indicator 2017/18	Monthly Change	Commentary
<p>Altogether Wealthier</p>					<p>Employability/OT Scheme - Safeguarding/Education 27: 21 total on OT scheme. 10 OT clients' works at SHAPE on a monthly basis 13 different Caressi clients who made 35 visits 27 clients in total working for SHAPE</p>
<p>27. Number of people who we are supporting on our employability scheme <i>Bench mark year 1</i></p>					<p>Report It Sort It - Corporate Services 28: November = 100%</p>
<p>28. % of Report It Sort It reports acknowledged and allocated for action within 3 working days of receipt. <i>Baseline 95%</i> <i>Target = 100%</i></p>					<p>Use of Public Transport - Corporate Services 29: Reported on quarterly Qtr 1: April to June 2017 = 6318 tickets sold Qtr. 2: July to Sept 2017 = 6515 tickets sold, a 11.4% increase compared to Qtr. 2 of previous year. Total to date = 12,833 tickets sold</p>
<p>29. Number of people making use of the public transport service. <i>18070 tickets sold 2013/14</i> <i>Target = 10% increase on 2016/17 total (24,539.90 tickets sold)</i></p>					<p>Public Transport Service - ENRD/Corp 30: The original target for the introduction of a park and ride scheme was July 2017. This has been changed to 31st March 2018, as there have been difficulties in identifying suitable land to develop as a parking area on the Eastern side of the Island. The possibility of developing a parking area near the 'Band Room' on Maldivia Road is being explored. This would cater for around 24 parking spaces. A review of transport timetables has been concluded. This resulted in the introduction of late night travel opportunities on Friday nights to discourage drink-driving, as well as 2 new weekly journeys targeted towards visitors who wish to visit Longwood House or Plantation House with effect from 1 October 2017. Weekly travel to and from the airport on flight days to coincide with flight arrival and departure times has also commenced.</p>
<p>30. Revised timetables for the Public Transport Service to make provision for Park and Ride schemes into Jamestown and increased late night travel opportunities <i>No Park and Ride Scheme exists at the moment. Late night travel only available on Saturday nights to and from Jamestown for the following areas: Longwood (Bottom Woods), Levelwood and HTH/St Pauls (Rosemary Plain/Scotland)</i> <i>Target = Commence March 2018</i></p> <p>31. % of requests for information dealt with in accordance with the Code of Practice for Access to SHG <i>Baseline to reflect 2016/17 Performance of 40%</i> <i>Target = 85%</i></p>					<p>Access to Information - Corporate Services 31: No requests received for the month of November.</p>





















SHG Performance TRACKER

Released: January 2018
Covering: November 2017

National Goal	Overall Performance Progress	Monthly Change	Leading Indicator 2017/18	Monthly Change	Commentary
<p>Altogether Wealthier</p> <p>32. Number of stay over tourist visitors to the Island. 2,054 (2013/14) Target = 10% increase on 2016/17</p> <p>33. Sustainability % of energy generation from renewables 26% (2016/17) Target = 30%</p> <p>34. Reliability Unplanned electricity interruptions per annum 134 (2013/14) Target = 100</p> <p>35. Communications % of households with internet connections 59.5% (2015/16)</p> <p>36. Regularly scheduled flights to St Helena Airport open and operational but in 2016/17 catered only to charter and medevac flights Air services procurement process completed by end May 2017 Practical planning for commencement of scheduled air services completed by March 2018 latest</p> <p>37. St Helena Airport maintains Airport Certification Original Airport certificate granted by ASSI in May 2016 Airport recertified (6 month duration) in November 2016 ASSI audit inspection in March 2017 Implementation of any rectification actions arising from ASSI audit</p>	<p>A</p> <p>A</p> <p>G</p> <p>A</p> <p>G</p> <p>G</p>	<p>↔</p> <p>↑</p> <p>↑</p> <p>↔</p> <p>↑</p> <p>↑</p>	<p>A</p> <p>A</p> <p>G</p> <p>A</p> <p>G</p> <p>G</p>	<p>↔</p> <p>↔</p> <p>↑</p> <p>↔</p> <p>↑</p> <p>↑</p>	<p>Stay Over Tourists - Immigration 32: November: Number of stay over visitors: 2017/18 YTD: , a ? per cent decrease from the previous financial year Please note these are provisional figures and that the new system used within Immigration did not capture Reason for Visit for this period – hence statistics office are not able to give figures for Stay over Visitors for November and December 2017. Statistics are working with Immigration to rectify this going forward. We have not yet received data for January 2018. Number of plane passengers: 194 2017/18 YTD: 540</p> <p>Sustainability - Connect 33: November = 27.18% Renewable yields have picked up after a slow start to the year with 25.46% of the annual generation year to date from renewable sources.</p> <p>Reliability - Connect 34: November = 3 YTD Interruptions (April to November 2017) = 55 Unplanned electricity interruptions are well on target to remain favourable to the target this year..</p> <p>Communications - SURE 35: Reported on Annually</p> <p>Regularly scheduled flights - SHG 36: Airlink started to operate a weekly service between St Helena and Johannesburg (via the stopover at Windhoek International Airport in Namibia) on 14 October 2017. Flights continue to operate successfully on a weekly basis with regular monthly flights to Ascension Island.</p> <p>Work to understand the issues of turbulence and windshear is still ongoing.</p> <p>Airport Certification - Air Access 37: In April, ASSI granted an open-ended (i.e. not time bound) Aerodrome Certificate for St Helena Airport. October 2017 saw the St Helena Airport been issued an Open Ended Air Traffic Service Certification which implies that Air Safety Support International will audit routinely as required. There were 5 flights into St Helena Airport during November.</p>









SHG Performance TRACKER

Released: January 2018
Covering: November 2017

National Goal	Overall Performance Progress	Monthly Change	Leading Indicator 2017/18	Monthly Change	Commentary
<p>Altogether Wealthier</p> <p>38. IT Systems maintained % of Downtime for IT Systems not to exceed Baseline 85% Target = 90%</p> <p>39. Legislative Programme agreed and updated and circulated to elected Members <i>The legislative programme is currently delivered on an 'ad hoc' basis.</i> Target = Programme agreed with Council within first quarter of General Election and updates provided on quarterly basis.</p> <p>40. New ExCo, Leg Co and Council Committees in place by August 2017 <i>The last inaugural meeting of the Legislative Council was held on 24 July 2013, which was within three months of the dissolution of Council and one week after Polling Day.</i> Target = Action Plan and Communications Plan implemented 100%</p> <p>41. Self-sufficiency % of budget from local revenue Target = TBD</p> <p>42. Private Sector Expenditure (in National Accounts) Target = TBD</p>	<p></p> <p></p> <p></p> <p></p> <p></p>	<p></p> <p></p> <p></p> <p></p> <p></p>	<p></p> <p></p> <p></p> <p></p> <p></p>	<p></p> <p></p> <p></p> <p></p> <p></p>	<p>IT Systems maintained - Corporate Services 38: The current downtime still remains at 90%, as the positioning of the heavy appliances can only be accomplish on a weekend. However, this does mean that it will be necessary to close the Carnarvon Court car park to vehicular traffic for the associated duration, as the units in question can only be lifted into position by a crane. Awaiting Highway Authority permission. No further progress to date.</p> <p>Legislative Programme - Corporate Services 39: The Legislative Programme was presented to Ex Co at its first meeting on 15 August 2017 and it was agreed that wider discussion with all Elected Members to agree the priority of the various Bills should take place. The Programme is being reviewed on a quarterly basis and was tabled as an agenda item at the Executive Council meeting held on 17th October. The first formal meeting of the Legislative Council since the General Election took place on 15th September, where one Bill was passed. A further meeting of the Legislative Council is planned for 19th December 2017 when 4 Bills, including the Marriage Bill, 2017, will be tabled as Government business.</p> <p>New ExCo, Leg Co and Council Committees - SHG 40: Terms of Reference for the Council Committees are being reviewed and in some cases, non Legislative Council personnel are being appointed as Members of Council Committees. The question of whether or not non-Elected Members of Council Committees should be permitted to vote is being addressed.</p> <p>Self-Sufficiency - SHG 41: (Reported on annually) November = ? Awaiting data</p> <p>Private Sector Expenditure - SHG 42: (Reported on annually)</p>

SHG Performance TRACKER

Released: January 2018
Covering: November 2017

National Goal	Overall Performance Progress	Monthly Change	Leading Indicator 2017/18	Monthly Change	Commentary
<p>Altogether Wealthier</p> <p>43. Increase in number of ESH-supported businesses registered with SHG Tax Office <i>Baseline - 680 est.</i> Target = 8</p> <p>44. Increase in number of ESH-supported businesses in all sectors receiving ESH Grants (micro/capital) <i>Baseline 49/2</i> Target = 30/1</p>	<p></p> <p></p>	<p></p> <p></p>	<p></p> <p></p>	<p></p> <p></p>	<p><u>Increase in number of ESH-supported businesses registered - ESH 43:</u> April – 2 x Tourism & Hospitality May - 6 (4 x Agriculture 2 x Service sector) June – 8 (5 x Agriculture, 1 x Construction, 1 x Service and 1 x Tourism & Hospitality) July – 6 (4 x Agriculture, 1 x Construction & 1 x Tourism & Hospitality) August – 5 (4 x Tourism & Hospitality & 1 x Service) September - 4 (2 x Tourism & Hospitality, 1 x Service & 1 x Construction) October - 1 (1 x Agriculture) November - 12 (7 x Agriculture, 3 x Service & 2 x Tourism & Hospitality)</p> <p><u>Increase in number of ESH supported businesses - ESH 44:</u> April - November - 22/2. (22 - Micro & 2 - Capital)</p> <p>Phase two of ESH commenced from January 2017 however grants supported to date excludes Jan to March figures (6/0) to coincide with SHG Reporting cycle.</p>









SHG Performance TRACKER

Released: January 2018
 Covering: November 2017

National Goal	Overall Performance Progress	Monthly Change	Leading Indicator 2017/18	Monthly Change	Commentary
Summary of RISKS	A	↔	A	↔	No further updates as at November 2017. Third quarterly update due in January 2018.
Capital Programme Summary	AR	↔	R	↓	70% of the Capital Programme Projects were completed at the end of September with the remaining 30% progressing well. Majority of materials have now been received. The new laboratory has been refurbished i.e. electrical rewiring, partitioning, decorating and flooring, however the existing premise can only be refurbished once the cabinets arrive and are installed. Works at AVEC are also progressing well with all partitioning, decorating, re-roofing, completed. CSI cabinets is only expected to arrive in November. Spend to end of November on the Capital Programme is at £1.3m, with the remaining £330k to be spent in December.

SHG Performance TRACKER

Released: January 2018
Covering: November 2017

National Goal	Overall Performance Progress	Monthly Change	Leading Indicator 2017/18	Monthly Change	Commentary
Summary of Financial Performance					Information to Follow – once completed this will be updated
Key Revenue and Expenditure Variances					Information to Follow – once completed this will be updated




SHG Performance TRACKER

METHODOLOGY





For the Performance Tracker information is provided in five columns.

- The first ("**Overall Performance Progress**") is an indicator of progress over the past month relative to expectations at the beginning of the year.
- The second ("**Monthly Change**") highlights whether this progress is an improvement, or otherwise, from the previous month.
- The third ("**Leading Indicator**") aims to give a snapshot of how progress is likely going forward and provide a early warning system for potential issues.
- The fourth ("**Monthly Change**") highlights change against the Leading Indicator.
- The fifth ("**Commentary**") aims to provide a succinct overview of each area.

Key to Arrows:

-  Performance Improving
-  Performance Worsening
-  Performance Maintaining

RAG Criteria

	Red
	Amber Red
	Amber
	Green