


Humpback Whale (*Megaptera novaeangliae*)

SIZE: Large (to 16m).

COLOUR: Dark grey back. White underside, fins and flukes.

Blow



Diving

DISTINCTIVE FEATURES:

Often can be seen doing full body breaches, rolls and tail slaps.



Surfacing



Other characteristics

WHEN YOU MIGHT SEE THEM: Around St Helena between June and January.

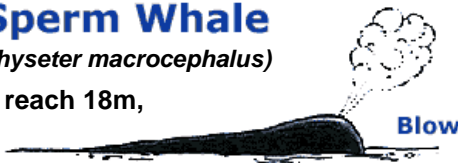
Sperm Whale (*Physeter macrocephalus*)

(*Physeter macrocephalus*)

SIZE: Males can reach 18m, females 11m.

COLOUR: Dark grey but may appear brown in sunlight.

Blow



Surfacing



DISTINCTIVE FEATURES:

They often lie stationary at ocean surface.

They have a large head, a narrow lower jaw and their skin is often wrinkled.

Diving



Other characteristics



WHEN YOU MIGHT SEE THEM: They have a worldwide distribution but are rarely seen around St Helena waters.

Sei Whale

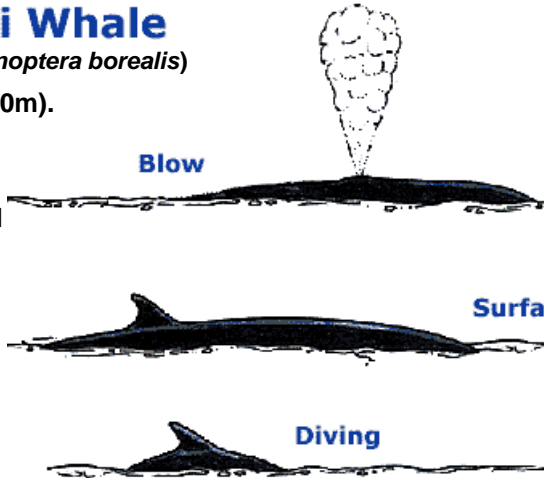
(*Balaenoptera borealis*)

SIZE: Large (to 20m).

COLOUR: Dark grey body, often with oval shaped scars.

DISTINCTIVE FEATURES: A single rostral ridge. Does not raise flukes when diving and rarely arches back when beginning a deep dive.

WHEN YOU MIGHT SEE THEM: Unconfirmed records from around St Helena waters but are found worldwide from subtropical or tropical waters to high latitudes.



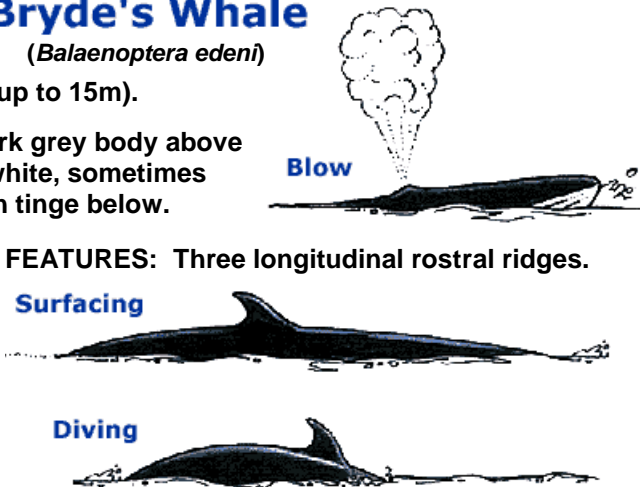
Bryde's Whale

(*Balaenoptera edeni*)

SIZE: Large (up to 15m).

COLOUR: Dark grey body above and grey or white, sometimes with a pinkish tinge below.

DISTINCTIVE FEATURES: Three longitudinal rostral ridges. Very similar to Sei whales but usually smaller and less likely to arch back during a dive.



WHEN YOU MIGHT SEE THEM: Unconfirmed records from St Helena waters but are found worldwide in tropical and temperate waters below 35°.

Pantropical Spotted Dolphin (*Stenella attenuate*)

SIZE: Male: 2.60 m
Female: 2.40 m
Calf: 0.80 - 0.85 m



COLOUR: White tipped beak, variable degree of spotting, light grey swath sweeping upward.

DISTINCTIVE FEATURES: Very active and agile often breach and bow rides.

WHEN YOU MIGHT SEE THEM: All year round, the most abundant dolphin species around St Helena usually found in large pods.

Bottlenose Dolphin (*Tursiops truncatus*)

SIZE: Male: 3.80 m
Female: 3.70 m
Calf: 1.10 - 1.30 m



COLOUR: Dark grey upper body with light grey underneath.

DISTINCTIVE FEATURES: A robust head with a short and stubby bottle shaped beak. Often numerous scars on body. They are also less agile than Pantropical spotted dolphins.

WHEN YOU MIGHT SEE THEM: All year round usually seen with Rough-toothed dolphins and less common than Pantropical spotted dolphins. Highly social, often breach and bow-rides.

Rough-toothed Dolphin (*Stena bredanensis*)

SIZE: Male: 2.80 m
Female: 2.65 m
Calf: 1.00 m



COLOUR: White lips and throat. Irregular spotting and yellowish white or pinkish white blotching on its body.

DISTINCTIVE FEATURES: Long beak with a distinctive smoothly sloping forehead.

WHEN YOU MIGHT SEE THEM: Usually found in small pods of 10-40 often amongst Bottlenose dolphins.