

Introduction






September was a very busy month as the MTEF process continued and preparations for the BAM commenced. The headlines for September are as follows;

- Hotel development approved
- Safeguarding Directorate move progresses
- Mixed SATs results
- Tourist numbers drop
- Reporting of domestic abuse up
- Vaccination coverage at 96.6% for under twos

The BDG have agreed to review the way in which risks are identified and managed and this will form future trackers.

Following the BAM process it is hoped that KPI's can be aligned to support the overall social, economic and environmental development of the island.

Overall Summary

| | August | | September | |
|-------------------------------------------------------------------------------------------------------------------------|------------------|-----------------------------|------------------|-----------------------------|
| | Progress Tracker | Leading Indicator 14/15) | Progress Tracker | Leading Indicator 14/15) |
|  | 0 | 0 | 0 | 0 |
|  | 1 | 0 | 1 | 0 |
|  | 10 | 6 | 13 | 2 |
|  | 3 | 8 | 0 | 12 |
|  Unknown (due to lack of data) | 0 | 0 | | 0 |

The above table summarises the data in the report. There are 14 areas outlined in the report and both backward and forward looking RAG ratings have been provided.

For this report information has been provided for all areas.

- 0% of areas were given a Red rating
- 7% of areas were given an Amber/Red rating
- 93% of areas were given an Amber rating
- 0% of areas were given a Green rating

*Figures may not total 100% due to rounding

SHG Performance TRACKER

Released: October 2014
Covering: September 2014

| Thematic Group | Progress Tracker | Monthly Change | Leading Indicator 2014/15 2015/16 | | Commentary |
|----------------------|------------------|----------------|-----------------------------------------|--|----------------------------------------------------------------------------------------------------------------------------------------------------------------------------------------------------------------------------------------------------------------------------------------------------------------------------------------------------------------------------------------------------------------------------------------------------------------------------------------------------------------------------------------------------------------------------------------------------------------------------------------------------------------------------------------------------------------------------------------------------------------------------------------------------------------------------------------------------------------------------------------------------------------------------------------------------------------------------------------------------------------------------------------------------------------------------------------------------------------------------------------------------------------------------------------------------------------------------------------------------------------------------------------------------------------------------------------------------------------------------------------------------------|
| Economic Development | | | | | <p>The average resident population figure as at 30 September 2014 was 4480. SHG's headcount for the same period was 784.6 representing 17.5% of resident population currently employed by SHG. Also, at 30 September 2014, 13 persons were registered as claiming unemployment, representing 0.3% of the average resident population.</p> <p>From 2011/12 to 2012/13 private sector expenditure increased by 5%. The target for making figures available for a financial years is twelve months in arrears.</p> <p>For vegetables, sales figures from the key outlets suggests target will be exceeded by March 2015. For Meat production, progress cannot be reported as livestock slaughter figures is still awaited from PH&SSD's Public Health Division</p> <p>Inward hotel investment has proved difficult due to the global financial crisis - so ESH and SHG have been proactive in forming a hotel development company to ensure we have accommodation for all our initial visitors. In September, ExCo approved a recommendation to build a small quality 30 bed hotel in Jamestown utilising SHG buildings 1, 2 and 3 Main Street. This hotel will provide full dining facilities and will operate as a training hotel. In tandem with this, ESH are focusing on supporting local accommodation providers to ensure they are equipped for day one of air access..</p> |
| Health & Wellbeing | | | | | <p>The development of the Safeguarding Directorate continues to progress and the planned transition of all but older persons services is planned for 1st Dec. Health-Sept 2014: 30 children is 2 years 1 child still not up to date with immunization schedule (96.6% has had primary course). Sept 14: total of 696 diabetics on the register = 15.4 % of the total population. This is broken down to 394 females and 302 males. 66 patients was measured in September 26 diabetic patients are with a HBA1C ≤ 7.5 & below = 6.5%. Of these 40 diabetics have a reading above 7.5 = 10% - Sept 2014 saw 61 persons on the MH caseload which equates to 1.36% of the population.</p> |
| Education | | | | | <p>Primary attainment remains below the target set with the exception of Harford school. Secondary attainment exceeded the target set. Targets were not met due to the testing regime being changed and direct comparisons are not possible. Our targets were not adjusted to take this into account.</p> |
| Transport | | | | | <p>September = 109 tourist visitors to the island. 638 year 2014/15 to date, 81 fewer/ 11% decrease from 2013/14.</p> <p>Air Access - Work is ongoing with the newly appointed Fuel Management Contractor to mobilise to St Helena.</p> <p>Public Transport - Part-time support ongoing with meetings with key stakeholders taking place during the month.</p> |

SHG Performance TRACKER

Released: October 2014
Covering: September 2014

| Thematic Group | Progress Tracker | Monthly Change | Leading Indicator 2014/15 2015/16 | | Commentary |
|-----------------------|------------------|----------------|-----------------------------------------|---|----------------------------------------------------------------------------------------------------------------------------------------------------------------------------------------------------------------------------------------------------------------------------------------------------------------------------------------------------------------------------------------------------------------------------------------------------------------------------------------------------------------------------------------------------------------------------------------------------------------------------------------------------------------------------------------------------------------------------------------------------------------------------------------------------------------------------------------------------------------------------------------------------------------------------------------------------------------------------------------------------------------------------------------------------------|
| Utilities | A | ■ | G | G | <p>Sustainability (renewable energy): As at September 18.58%. Development of 0.5MWp Solar Farm using £1m DfID funding approved by Exco on 12 August is 100% on target to achieve contractual commitment by end of Dec 2014.</p> <p>Reliability: September = 5 (YTD 69). Advertised for EOI's for tree felling/trimming within 5m distance of HV power lines to reduce unplanned outages caused by trees/falling bark. Water: Following completion of surveys, design work for improved sewerage has started</p> |
| Community and Housing | A | ■ | G | G | <p>47 news items and stories were released by SHG Public Relations in September 2014.</p> <p>The Human Rights office has now had 32 members of the public come in to ask advice about their rights. The Facilitator is currently working with various directorates to promote rights across the island.</p> |
| Security | A | ■ | G | G | <p>The Police Service remains under establishment and the recruitment and retention of officers therefore remains on the Directorate risk register. However, an increase in the MFS allowance and a recruitment campaign yielded 8 applicants, two of which has been successful and subsequently appointed. Recruitment is underway in respect of two Public Protection Officers and an Offender Manager (CID).</p> <p>In terms of crime reporting, the target of reducing crime to a figure below last year's figure is just missing the target at this stage of the year. However, there has been an increase in the reporting of sex related crimes and domestic related crimes and incidents; which is a key objective for the Police Service. In relation to this, the target for 90% of referrals to be submitted within 24 hours is also on target. A number of complex and sensitive investigations are running which are impacting on resources so the arrival of new Sergeants and the recruitment of new Constables will be very welcome.</p> |
| Environment | A | ■ | A | G | <p>During September 2014, EMD continued to deliver the Darwin Plus funded projects, completed the remediation of the Rupert's Valley Pollution incident and continued to work on National Environment Management Plan deliverables and deliver core terrestrial conservation, EIA and advocacy, risk management and marine conservation services. For airport construction, certification and operations, drafted a Bird Strike Monitoring Report, reviewed a Weather Forecasting draft contract, collected seed and continued propagation for the airport LEMP, commissioned and reviewed a hazardous waste cell options assessment report, managed the final stages of the solid waste management project, continued with</p> |




SHG Performance TRACKER

Released: October 2014
Covering: September 2014

| Thematic Group | Progress Tracker | Monthly Change | Leading Indicator 2014/15 2015/16 | | Commentary |
|------------------------------------------|------------------|----------------|-----------------------------------------|---|-------------------------------------------------------------------------------------------------------------------------------------------------------------------------------------------------------------------------------------------------------------------------------------------------------------------------------------------------------------------------------------------------------------------------------------------------------------------------------------------------------------------------------------------------------------------------------------------------------------------------------------------------------------------------------------------------------------------------------------------|
| Environment cont'd | | | | | <p>preparations for a new hazardous waste incinerator, drafted contracts for constructing hazardous waste infrastructure, procured the services of a project manager (for hazardous waste infrastructure), drafted an incinerator planning application and safeguarding request for locating an incinerator at Horse Point Landfill. EMS also completed v4 of the draft Environmental Protection Ordinance and completed drafts for future year budgets and provided supporting information for ENRC to consider.</p> |
| Efficient, Effective and Open Government | A | ■ | G | G | <p>Two requests received to date for access to information, one in early September and one towards the end of September. The response to the first request was dealt with within the given timeframe; response for the second request due in October.</p> <p>An Away Day(session) is planned to take place in October to discuss risks and a National Disaster Management Plan has been drafted and is due to be tested in the month of December 2014. Issue 8 in regards to Council Committees summarising the work undertaken during the year still remains outstanding. To date this still equates to approximately 80% addressed of the 10 issues internal audit highlighted in terms of the Annual Governance Statement 2012/13.</p> |
| DAPM | A | ■ | G | G | <p>The trend this month follows last month with the majority of areas gaining a green rag rating. Therefore the overall picture has not changed much since the last report.</p> <p>Progress is generally positive and leading indicators for most streams are green.</p> <p>An area where progress is less visible is on the HM Prison. Although planning permission has been granted, as a result of increased convictions, it is projected that the prison needs to accommodate additional requirements. Therefore the design team, of ENRD are having to review specifications to increase capacity which has led to a delay of approximately 3 months.</p> |
| RISKS | A | ■ | G | G | <p>Majority of the strategic risks remain green with two still currently rated as amber. However, events/areas which are likely to hinder or impede progress in achieving our strategic priorities are identified, mitigated and regularly monitored to ensure that negative impact is kept to a minimum. For September we are broadly on track. However, it is acknowledged that SHG needs to review how we identify, manage and mitigate risks and this will be driven by the BDG.</p> |

SHG Performance TRACKER

Released: October 2014
Covering: September 2014





| Thematic Group | Progress Tracker | Monthly Change | Leading Indicator 2014/15 2015/16 | | Commentary |
|---------------------------------------|------------------|-------------------------------------------------------------------------------------|-----------------------------------------|---|-------------------------------------------------------------------------------------------------------------------------------------------------------------------------------------------------------------------------------------------------------------------------------------------------------------------------------------------------------------------------------------------------------------------------------------------------------------------------------------------------------------------------------------------------------------------------------------------------------------------------------------------------------------------------------------------------------------------------------------------------------------------------------------------------------------------------------------------------------------------------------------------------------------------------------------------------------------------------------------------------------------------------------------------------------------------------------------------------------------|
| Financial Performance | A |  | G | G | <p>The Consolidated Fund has decreased by £262K for the year to September. This is a favorable position compared with the budgeted deficit of £588k for the first half year.</p> <p>Actual expenditure of £13,855k is lower than the budgeted expenditure of £14,390k. This means that we have underspent by £535k, which is a favorable variance of 3.7% against budgeted expenditure for the period.</p> <p>Actual revenue for the first half year of £13,593K is also lower than the budget of £13,801K. This means that we have undercollected by £208K, which is an adverse variance of £1.5% against budgeted revenue for the period.</p> |
| Key Revenue and Expenditure variances | A |  | G | G | <p>Income Tax revenue reflects an adverse variance of £126k against the budget to September. This variance is due to budgeted factors which have not materialised. The budgeted revenue for Income Tax is currently being reviewed.</p> <p>Revenue for the Infrastructure and Property Division reflects an adverse variance of £100K. This variance is mainly due to under collection in recharges between the cost centres Works and Lands and Buildings Management for maintenance of Government properties. Revenue budgeted from these recharges are currently being reviewed..</p> <p>Shipping is under spent to date by £652K. This is due to a number of favorable variances on both revenue and running costs of the ship.</p> <p>There is an over spend of £332K on overseas medical referrals under Health and Social Services. This is due to a 38% increase in the number of referrals this financial year compared to the same period in last financial year. Under spends in other areas of Health and Social Services has reduced this over spend to £241K overall for the Directorate.</p> |
| Capital Programme | A |  | G | G | <p>Progress of the programme for September has been steady. Expenditure is expected to accelerate in the forthcoming months as tender processes conclude and contracts are awarded.</p> <p>The Energy sector projects are progressing. Discussions on the solar farm continues and an application has been submitted to Land Planning Authority. Works at the CBU are progressing well.</p> <p>Finalisation of the design for the Prison will be signed by the client shortly with the order for equipment finalised and placed and the tender process initiated.</p> <p>Ground works at the new Fire Station site has commenced and the tender process for construction of the new fire station will be concluded shortly.</p> |

METHODOLOGY

For the Performance Tracker information is provided in four columns.

- The first ("**Progress Tracker**") is an indicator of progress over the past month relative to expectations at the beginning of the year.
- The second ("**Monthly Tracker**") highlights whether this progress is an improvement, or otherwise, from the previous month.
- The third ("**Leading Indicator**") aims to give a snapshot of how progress is likely to be going forward and provide a early warning system for potential issues.
- The forth ("**Commentary**") aims to provide a succinct overview of each area.

A1: RAG Criteria

| | |
|---------------------------------------------------------------------------------------|---------------|
|  | Red |
|  | Amber striped |
|  | Amber |
|  | Green |