



St Helena Government

PERFORMANCE REPORT

**FOR THE PERIOD 09 -DECEMBER 2014
FINANCIAL YEAR ENDING 31 MARCH 2015**

Introduction and Overview
Key Performance Indicators
BAM Commitments
Corporate Risks
Balance Sheet
Monthly Directorate Income and Expenditure Report
Capital Expenditure
Analysis of Revenue
Capital Programme Milestones



**St Helena
Government**

Overview of Performance for December 2014

Introduction

The direction of travel in the last period has been positive overall with progress being made in risk management and investment in utilities.

Whilst many of the population statistics are based on the October 2014 figure of 4574, it is likely that this is at a high due to seasonal immigration, and will likely fall back to a more constant figure closer to 4,000.

Whilst this report covers December 2014, further progress across a number of key areas in January, particularly with the arrival of some high profile appointments.

Key Performance Indicators

The Police Service remains under pressure, however good progress is being made towards it's KPI's.

The health service is working towards getting a better picture of many of it's KPI's and this is seen as a service priority.

Revenue collection is slightly down on forecast, however government expenditure is also lower, therefore bringing the two together with a small variance to budgets.

Committments given during BAM

MTEF milestones are largely on track and draft strategic and budget plans have been proposed. Revenue targets are largely on track.

Corporate Risk Management

Risk report is largely green, there are however some concerns over inward investment and changes to working practice and culture, which is undergoing a transformational change process. Revised risks will be adopted from strategic plans from April 1st.

Summary of Financial Performance

The Consolidated Fund revenue forecast to the year end is £28,931K and expenditure forecast to the year end is £29,750K. Overall movement on the Consolidated Fund is forecast to be £819K decrease. This decrease includes a planned £600K withdrawal for transfer to the capital programme.

Actual Revenue for the year to date of £21,509K is lower than the budget of £21,750K. This means that we have under collected by £241K, which is an adverse variance of 1.1% against budgeted revenue for the period.

Actual Expenditure of £20,796K is lower than the budgeted expenditure of £21,671K. This means that we have under spent by £875K, which is a favourable variance of 4.0% against budgeted expenditure for the period.

Key Revenue and Expenditure Variances

As previously reported the adverse revenue variance is mainly due to under collection in recharges between the cost centres Works and Lands and Buildings Management for maintenance of Government properties.

The favourable expenditure variance on the year to date has been achieved through the under spend on Shipping of £1M. This has reduced the impact of overspends in other areas.

Capital Programme








The Capital Programme is made up of a number of projects, varying in nature and size. The programme is monitored by the Programme Management Unit who report on the key milestones and spend profile.

Total value of the programme for 2014/15 is £15,698K of which £7,925K is European Development funding (EDF). Total spend on the Capital Programme to date is £5,790K.

Connect Saint Helena have signed the Contract for the Solar Farm and works are progressing on site. All contracts have been signed to supply treated water to users and works will soon start on sites.

SHG KEY PERFORMANCE INDICATOR REPORT

PERIOD 09 (DECEMBER 2014)

NO	Key Result Area - Directorate Responsible	Performance Indicator/ Risk Mitigation	Rationale for Indicator	Benchmark	Target 2014/15	Target 2015/16	Target 2016/17	Performance Report	RAG Status	Direction of Travel	Notes	Overall Brief Monthly Commentary on Progress/events
1	Economic Development Finance	Self-sufficiency % of budget from local revenue	Sustainable economic growth that benefits everyone, enabling social and environmental development	33% (2013/14)	38%	TBD	TBD				report on annually	Revenue budgets are monitored on a monthly basis. To date there is an over collection on income and customs revenue of £41K.
2	Economic Development Human Resources	SHG Footprint % of resident population employed by SHG		Headcount = 790 Population = 4,595 17% (2013/14)	17%	TBD	TBD	Headcount as at 31 December 2014 = 801.5 representing 17.5% of resident population employed by SHG based on the October 2014 average resident population figure.				The average resident population figure as at 31 December 2014 is unconfirmed at the time of reporting, however the available figure as at end October 2014 was 4574. SHG's headcount as at 31 December 2015 was 801.5 representing 17.5% of resident population currently employed by SHG. Also, at 31 December 2014, 7 persons were registered as claiming unemployment, representing 0.1% of the average resident population.
3	Economic Development Statistics	Private Sector Expenditure (in National Accounts)		£15,584,000 (2011/12)	£19,100,000	£20,300,000	TBD	Private Sector Expenditure (as specified in the National Accounts Methodology) 2012/13: £16,382,000			report on annually	From 2011/12 to 2012/13 private sector expenditure increased by 5%. The target for making figures available for a financial years is twelve months in arrears.
4	Economic Development ENRD (ANR)	Agriculture Local Market share of like for like production		Meat 86% Vegetables 40%	Meat 86% Vegetables 45%	Meat 90% Vegetables 55%	Meat 95% Vegetables 60%	For vegetables, sales figures from the key outlets suggests target will be exceeded by March 2015. For Meat production, progress cannot be reported as livestock slaughter figures are still to be analysed. Having said this to date overall livestock slaughtering for the period Sept - Dec 2014 = 736			report on 6 monthly	The agricultural pack-house facilities, discussions and site visits have taken place with the relevant parties i.e. Farmers Association and ESH however, there is still some further work to be done between parties before implementation. Livestock figures from Public Health, were received on 06/01/2015 and have yet to be analysed. Although to date overall livestock slaughtering for the period Sept - Dec 2014 shows a total of 736.
5	Economic Development ESH	Accommodation Available serviced rooms		39 rooms (2011/12)	65 rooms	122 rooms	TBD	+				The situation has not changed since the previous month. It is recognised that the target of 65 rooms for 2014/15 will not be met. In the meantime, the target for monitoring accommodation available has been revised in the ESH Project logframe as follows: number of en-suite serviced rooms available - 2015/16 = 75 rooms. No change from previous month.
6	Health & Wellbeing	Vaccination Coverage (Children at 2 years of age, up to date with vaccinations)		31 two year olds, 93.5% of the total population	100%	100%	100%	The UK immunisation guide for childhood vaccinations is followed and according to that chart, all children should complete the vaccines by 18 months old. (six weeks, three months and five months - Pedicel, Men C, Rotarix oral drops and Pneumacool immunisation events. 12 - 18 months MMR, Pneumacool, and Hib/Men C) Dec 14 - 97.2% 2 year olds are up-to-date with their primary course of immunizations . 1 child not completed				
7	Health & Wellbeing	Obesity Reduce the number of people that are clinically obese		EMIS Population 3034, BMI Population 169, Percentage TBC to reflect true BMI status.	Baseline % of obese and % of morbidly obese patients	TBC% obese TBC% morbidly obese	TBC% obese TBC% morbidly obese	Dec 14 - 3111 has status recorded = 69.7%. Total done for December were 21. 14 new screenings 6 with BMI 30-40 = 0.13 % is obese 2 with BMI of 40+ = 0.04 % is morbidly obese				BMI status is fundamentally flawed and this

	NO	Key Result Area - Directorate Responsible	Performance Indicator/ Risk Mitigation	Rationale for Indicator	Benchmark	Target 2014/15	Target 2015/16	Target 2016/17	Performance Report	RAG Status	Direction of Travel	Notes	Overall Brief Monthly Commentary on Progress/events
	8	Health & Wellbeing	Diabetes % of diabetics with HBA1C ≤ 7.5 on their last testNumber of patients admitted with a diabetes related complication	Improved Life quality with healthy lifestyles promoted	EMIS Population 3034, Diabetic Population 693, 693/3034 = 22.8% 3.03% patients with HBA1C ≤7.5 and below. 3.75% patients above 7.5.	40% EMIS status 10% patients with HBA1C ≤7.5 and below 3% patients above 7.5.	55% EMIS status 25% patients with HBA1C ≤7.5 and below 2% patients above 7.5.	65% EMIS status 35% patients with HBA1C ≤7.5 and below 1% patients above 7.5.	Dec 14 - There are a total of 690 diabetics on the register = 15.4 % of the total population. This is broken down to 390 females and 300 males. 21 diabetic patients are with a HBA1C ≤ 7.5 & below = 3% Of these 17 were females and 4 males. 20 diabetics have a reading above 7.5 = 2.8% Of these 10 were females and 10 males.		↓		data is inaccurate due to the lack of electronic coding of data. This will be covered off once the remote support/training commences (date TBC - 2014/15). Regarding diabetes control, target is met the 3%. Concerning smoking statistics indicate that 34% of the patients who have provided their smoking status are smokers. Further work will be done once the EMIS training kicks in.
	9	Health & Wellbeing	Mental Healthcare Number of acute mental health admissions per years		1.55% Mental Health patients of total population.	4 Mental Health Admissions per year.	3 Mental Health Admissions per year.	2 Mental Health Admissions per year.	Currently there are 71 patients on MH register. Dec 14 One admission to hospital.		↑		
	10	Health & Wellbeing	Smoking % of clients who have received counselling for smoking and who have stopped		EMIS Population 3034, Smoking status record 1655, 1655/3034 = 54.55% Smokers 552/1655 = 33.35%.	70% EMIS status 25% of smokers	85% EMIS status 20% of smokers	95% EMIS status 15% of smokers	Dec 14 - No one currently on the smoking cessation programme with the Community Nurses Patient asked of smoking status on EMIS = 1701 Patients smoked = 581 52 patients who smoke are diabetic		↓		
	11	Education	Primary Education of pupils achieving level 4+ %	Standards of Education are in line with those achieved in the UK	Reading 54% Writing 68% Maths 55%	Reading 70% Writing 70% Maths 70% Spelling, Punctuation and Grammar 45%	Reading 75% Writing 75% Maths 75% Spelling, Punctuation and Grammar 50%	Reading 80% Writing 80% Maths 80% Spelling, Punctuation and Grammar 55%	57% achieved level 4 or above in Writing 60% achieved level 4 or above in Reading 34% achieved level 4 or above in Spelling , Punctuation and Grammar 43% achieved level 4 or above in Mathematics		↔		Progress towards the attainment targets remains good. Some recent changes in staffing have required temporary teaching arrangements in Primary Schools. A programme of building work in the Primary Schools is due to commence in January and adjustments are being made to minimise any disruption to lessons'.
	12	Education	Secondary Education of pupils achieving 5 GCSE A*-C including English and Maths %		19% (2012)	55% (2015)	65% (2016)	65% (2017)	49% achieved 5GCSE A*-C including English and Maths.		↔		
	13	Education	NEETS The number of young people not in education, employment or training		0 (2013)	0	0	0	There have been 3 cases for 2014 1 on maternity, 1 resignation for other employment and 1 termination of contract.		↔		
	14	Transport Statistics Office	Number of tourist visitors to the island	People and goods able to move to and around the Island flexibly, safely and cost effectively	2,527 (2012/13)	3,500 (check against The Journey & Stats figures look far too high for tourist)	4,475	TBD			↓		Due to shortage of staff Immigration are unable to provide data within the given time.
	15	Transport Access Office	Air Access is achieved		The construction of the airport is well advanced and delivering certification and operational readiness is priority	Air Service Provider Contract awarded	Air access certification achieved	St Helena is operationally ready and welcomes international commercial flights	Work is ongoing on the Air Service Provider procurement. Work on certification continues with Manuals being produced and working groups are meeting on a regular basis to ensure that the necessary certification tasks are progressing in readiness for ASSI review in July 2015. Project Manager (Certification & Operations) is in post and have been meeting departments looking at airport readiness milestones and he has started the legislative review. It is planned for the Fuel Management Contractor (Penspen) to mobilise in June 2015.		↑		Work is ongoing on the Air Service Provider procurement. Work on certification continues with Manuals being produced and working groups are meeting on a regular basis to ensure that the necessary certification tasks are progressing in readiness for ASSI review in July 2015. Project Manager (Certification & Operations) will take up post on 1st December 2015, the PM will co-ordinate airport certification and operational readiness tasks across SHG. It is planned for the Fuel Management Contractor (Penspen) to mobilise in June 2015.
	16	Transport Corporate Support (Carol)	Number of people using public transport		18070 tickets sold (2013/14)	Increase of 10% through new routes and promotion	A further 10% increase through additional measures such as park and ride schemes	A further 10% increase with services tailored around tourism and improved routes to meet local demand	9943 tickets sold for the period April - 30 September 2014. 5581 tickets sold for the period 1 October - 31 December		↔	report on Quarterly	Draft ITT documentation submitted to Procurement Adviser for comments on 31 December

	NO	Key Result Area - Directorate Responsible	Performance Indicator/ Risk Mitigation	Rationale for Indicator	Benchmark	Target 2014/15	Target 2015/16	Target 2016/17	Performance Report	RAG Status	Direction of Travel	Notes	Overall Brief Monthly Commentary on Progress/events
KPIs	17	UTILITIES Connect STH	Sustainability % of total electricity produced by renewable sources	Island utilities are reliable, cost effective, affordable and meet international standards	12..24%	20%	30%	40%	December = 26.6%, YTD = 22.78%		↔	report on annually	<p>Sustainability (renewable energy): As anticipated renewable yield has reduced as the wind resource reduces for the summer, the annual target should still be exceeded.</p> <p>Reliability: Further tree clearance works are planned that should reduce the incidence of unplanned outages. Performance should improve since the summer months tend to be more reliable than the winter ones but there is still a reasonable chance that the target will not be met. It should be noted that improved syetems are in place as a regulatory requirement to capture this data so we are probably identifying faults that would historically have been omitted.</p> <p>Water: Materials for the Sandy Bay treated water supply have been ordered and the contract for the bulk supply to Sandy Bay has been awarded. Currently no funding exists within the capital program to complete the works, if this is the case then any benefit to the consumers will be deferred until funding becomes available to complete the works. Indications are that this will be 2016/17</p>
	18	UTILITIES Connect STH	Reliability Unplanned electricity interruptions per annum		134 (13/14)	109	98	90	December = 4, YTD = 93		↔	report on annually	
	19	UTILITIES Connect STH	Water % of customers with access to treated and tested water		90%	93%	93%	100%	90%		↓	report on annually	
	20	UTILITIES SURE/SHG Economist	Communications % of households with internet connections		56.3% (2013/14)	62.2%	65.8%	70.8%			⊘	report on annually	
	21	Community & Housing Public Relations	Increased community capacity through better informed and engaged residents	Strong, sustainable and empowered communities, supported by housing that meets peoples' needs	Customer satisfaction using 2014 survey as benchmark	Biannual survey results show significant improvement in satisfaction with home, repairs and communications			36 news items and stories were released by SHG Public Relations in December 2014		↔		36 news items and stories were released by SHG Public Relations in December 2014
	22	Community & Housing Socio-Economist	Social Policy Plan % of actions from SPP Implementation Plan completed		33 actions in the SPP Implementation Plan	50%	90%	100%	Currently 13 of the 33 actions (39%) have been fully completed with action being carried out on the additional 20. Progress has been good on all actions to date. The group will continue to meet on a monthly basis to deliver and review actions and the strategy as a whole. It has been agreed with DFID and members that the three priorities for delivery will be health, young people and transport.		↔		
	23	Community & Housing Human Rights Office	Establishment of Human Rights Commission (HRC)		St Helena Human Rights Office established in April 2012. Funding for one full-time officer has been provided since April 2014.	Drafting and approval of Ordinance underpinning the HRC	Recruitment and training of Human Rights Commissioners	A fully functioning service for the provision of advice, monitoring and protection of Human Rights on St Helena	Legislation to establish the Commission has been drafted and is with the AG's Office,		↑		The Human Rights office has now had 53 members of the public come in to ask advice about their rights. The Facilitator is currently working with various directorates to promote rights across the island. The Ordinance has been with the Ags office since September and is urgently required for consultation.
	24	Security Police	Reducing Overall Crime	People are living in a secure and safe environment	TBA	<190	<Total crime for 2014/15	<Total crime for 2015/16	May 2014 - 21 (Monthly target is currently 16 and in view of this, not being met). June 2014 - 12 July 2014 - 17 August 2014 - 14 September 2014 - 22 October 2014 - 8 November 2014 - 17 (71%) December 2014 - 23 (65%)		↑		The Police Service remains under pressure as a result of a number of significant investigations as well as resource challenges across investigations and uniform policing
	25	Security Police	Improving Trust and Confidence in the Services Provided by the Directorate		Increase the reporting of Domestic Abuse offences/incidents TBA	>17	>Total number of Domestic Offences/incidents for 2014/15	>Total number of Domestic Offences/incidents for 2015/16	May 2014 - 1 (Currently exceeding monthly target). June 2014 - 3 (Exceeding monthly target). July 2014 - 1 August 2014 - 1 September 2014 - 5 October 2014 - 5 (exceeding target) November 2014 - 2 December 2014 - 3 (67%)		↑		

	NO	Key Result Area - Directorate Responsible	Performance Indicator/ Risk Mitigation	Rationale for Indicator	Benchmark	Target 2014/15	Target 2015/16	Target 2016/17	Performance Report	RAG Status	Direction of Travel	Notes	Overall Brief Monthly Commentary on Progress/events
	26	Security Police	Improve Public Safety, Protect children and the vulnerable working with Partners, Volunteers and Stakeholders	and safe environment	Increase in reporting of sex related offences 100% child related referrals dealt with through s multi-agency approach	> 23 sex offences 90% child related referrals	>Total number of sex offences in 2014/15 90% of referrals submitted within 24 hours	>Total number of sex offences in 2015/16 90% of referrals submitted within 24 hours	May 2014 - 0 June 2014 - 2 July 2014 - 6 August 2014 - 4 September 2014 - 2 October 2014 - 1 (still on target) November 2014 - 2 December 2014 - 3		↑		
	27	Security Police	Develop our Response to major Emergencies through Enhancement of Disaster Management and capability for the Airport		Development and implementation of a National Disaster Management Plan (NDMP)	Initial sign off December 2014	Final sign off July 2015	TBA (Full implementation & capability)	May 2014 - Ongoing and on target for initial sign-off in December 2014. June 2014 - Ongoing and on target for initial sign-off in December 2014. July 2014 - Same as above. August 2014 - As above. September 2014 - As above. October 2014 - Plan has been signed off November 2014 - On target for final sign-off in July 2015. December 2014 - On target		↑		
	28	ENRD	Plants and Wildlife Health of Marine and Terrestrial Habitats	Our Island, Our Environment, Our Responsibility	Benchmark needs establishing	Little or no change	Little or no change	Improving			⊘	report on annually	For December 2014, EMD continued to deliver the Darwin Plus funded projects and continued to work on National Environment Management Plan deliverables. For airport construction, certification and operations, EMD attended weekly and monthly airport meetings, collected seed and continued propagation for the airport LEMP, continued budget and design work associated with the hazardous waste cell and completed the final stage of the solid waste management project. EMD also continued disussions with Public Health concerning the proposed transfer of Sanitary Services to EMD in order to streamline waste managment services on island. EMD staff also took part in the disaster management simulation on 17th December.
	29	ENRD	Water Quality Maintaining good water quality		Benchmark needs establishing	Benchmarking	Little or no change	Improving			⊘	report on annually	
	30	ENRD	Waste Management		Reduction in waste sent to landfill	Benchmarking	5%	15%			⊘	report on annually	
	31	ENRD	Energy Use		More efficient use of energy per head of population	Benchmarking	5%	10%			⊘	report on annually	
	32	ENRD	Funding		Proportion of SHG Environmental Managment Costs funded by Eco-tourism	Benchmarking	5%	10%			⊘	report on annually	
	33	Efficient, Effective and Open Government Corporate Support/PR	Engagement % who feel SHG's communications are participative	Working to ensure Public trust in SHG through an established system of transparency, robust processes and decision making.	Benchmark needs establishing	Suitable benchmark established (Linked to SPP)	Increase from Benchmark	Increase from Benchmark					
	34	Efficient, Effective and Open Government CPPU/IA	Governance % of significant governance issues are addressed annually		70% (2013/14)	85%	90%	100%			↑		
	35	Efficient, Effective and Open Government Corporate Support/PR	Open Government Something on access to information or complaints?		% of requests for info answered within time under the Code of Practice for Public Access to SHG Information.	85%	90%	95%	100% - 2 requests received in total since the Code of Practice was introduced - both requests have been dealt with in the given timeframe		↑	report on wef Sept	Two requests received in total since the Code of Practice was introduced - both requests have been dealt with in the given timeframe
	36	Efficient, Effective and Open Government Finance	Financial Management DFID/EU Fiduciary Risk Assessments do not identify increased risks		Assessed as Moderate (2010)	Remains moderate or falls to low	Remains moderate or falls to low	Remains moderate or falls to low			⊘	report on annually	Final FRA report is expected early February 2015.

REPORT ON KEY BAM AREAS

PERIOD 9 (DECEMBER 2014)

No.	Area		Performance Report	RAG Status
1	Budget, MTEF and Finance	MTEF Cycle	MTEF milestones are broadly on track. Draft strategic plans and budget proposals for the financial years 2015/16 - 2017/18 have been received giving the initial position and the initial challenge process commenced soon after. The draft budget and strategic plans have been discussed with Elected Members and have also been discussed with DFID at the recent Budgetary Aid Mission. Work on the budget continues, particularly around airport certification and operational readiness expenditure budgets and major revenues streams where there is still uncertainty around performance in the outer years. It is planned to have a draft balanced budget by the end of January 2015.	green
	Budget, MTEF and Finance	Revenue & Expenditure	Revenue targets were agreed as part of the DAPM process and are stated below. These targets are monitored and reported against on a monthly basis: Total Budget Income Tax for 2014/15 = £3,950,000 and Total Budget Customs Duty for 2014/15 = £4,677,000. YTD Budget Income Tax (Apr – Dec) 2014/15 = £3,072,250 YTD Actual Income Tax (Apr – Dec) 2014/15 = £2,964,421. Therefore, adverse variance of £107,829 for the year to date. YTD Budget Customs Duty (Apr – Dec) 2014/15 = £3,394,849 YTD Actual Customs Duty (Apr – Dec) 2014/15 = £3,543,787. Therefore, favourable variance of £148,938 for the year.	green
2	Statistical Data		1. Continuing improvements in the in-house collation and process of routine statistical returns 2. Continuing professional development of Statistics Assistants – A Level Maths and intermediate level database training 3. Continuing with Routine tasks and gathering due returns	green
3	Social		An Implementation Group has been established and has met twice to deliver the Social Policy Plan. There were 33 actions in the original plan and currently 13 have been implemented with progress towards all remaining actions. The group will continue to meet on a monthly basis to deliver and review actions and the strategy as a whole. It has been agreed with DFID and members that the three priorities for delivery will be health, young people and transport. <i>(Status currently remains unchanged)</i>	amber
4	Health & Education			
		Education	Funding formula for staffing and financing schools: Some preliminary work has been completed but is now subject to internal construction prior to further refinement. First report completed for Director of Education by Vanessa Tissington July 2013. It will not be possible to implement any potential changes to the current arrangements before April 2015 – to be considered in the current budgeting round. Teacher Training: The teacher trainer is now in post and individualising the professional development programmes of the teaching cadre. Apprenticeships: There are currently 33 apprentices on the apprenticeship scheme in a number of private sector organisations and SHG Directorates. A number of apprentices have left the scheme to go on to full time employment. Labour Market Strategy: The Labour Market Strategy is the subject of further discussion between ESH and Education with a view to re-drafting the strategy in 2015.	amber
5	Capital Programme	Expenditure & Delivery	There has been an increased in the delivery and expenditure on the capital programme for December. Overall Contractors continue to work on the new build of Sheltered Accommodation at Cape Villa and CBU, both due for completion at the end of 2014-15. Works continue with external works at the Government Landlord housing, with 2 contracts in place. The contract for the showcase house at HTH CDA, has been awarded and the contract will start on site in February. Designs are still being finalised for the new fire station and Prison. Works have started on site for the solar farm and the first batch of equipment will arrive in February. Contracts are in place for supplying treated water to users.	amber



REPORT ON KEY BAM AREAS

PERIOD 9 (DECEMBER 2014)

No.	Area		Performance Report	RAG Status
DAPM AREAS	Capital Programme	Hospital	Revised price estimate has been received from the Contractor and has been accepted by SHG, and a letter of intent has been issued to the Contractor until the contract is finalised. Negotiations are still on-going with the Contractor. No equipment has been ordered. A Project Board has been established to coordinate the project design. A contract is likely to be signed shortly.	Amber
	Capital Programme	Prison & CBU	Reprovision of CBU accomodation to former HTH School and new build children's facility to vacant site to rear has commenced on site, due for completion in February 2015 These works are slightly ahead of schedule with all units separated, plumbing windows etc installed. Design specifications for Barnview, has had to be revised as a result of increase bedroom requirements, requested by the client. Designs are being revised. HM Prison has been granted planning permission. As a result of increased convictions, it is projected that the prison needs to accomodate additional requirements. The design team, of ENRD are still reviewing the detailed designs to increase the capacity. Due to the Supplier being high risk, the order needs to be placed through 3rd party and will incur additional costs. Order has been placed. Tender specifications are being prepared.	amber
	Capital Programme	Management	Monthly monitoring is working well to provide reports to PDG and Chairpersons Assembly. Informal discussions are being held with Elected members on ensuring PMU maintains flexibility in the programme to move around funding as well as ensuring the monitoring sheet provides members with well informed updates. 3-Year Business Case for capital funding of £16.5million has been approved by DfID Minister. The reprofiling exercise for 2014-15 has been completed along with initial work on the 2015-16 programme which has been endorsed by the PDG . In addition, Info Legco gave approval to request additional money be bought forward from 16-17 to 15-16. Propsoal is being prepared.	green
6	Governance & Structure	Governance	Performance Management: Information for the KPI's and Management Account areas in the Monthly Performance Report have not being posted within the agreed timeframe due to some delays in providing data.	red
	Governance & Structure	Headcount	Headcount as at 1 April 2014 was 792.1 Headcount as at 31 December 2014 was 801.5, bringing the total number of new posts to 17 overall for this FY to date. Headcount currently exceeds the target figure of 790 achieved in last FY.	red
7	Technical Co-Operation	Long Term Technical Co-operation (LTTC)	Actual expenditure against budget as at 31 December 2014 shows an overspend of approximately £11k (3%). This is mainly due to placement fee and start-up costs being more than anticipated for Medical Officer recruited and unscheduled recruitment activities taking place during the period for Medical Officers, Public Solicitor and Head of IA. YTD actual expenditure against budget for LTTC shows an overspend of approximately £103k (2.7%). This is mainly due to unscheduled recruitment costs/exercises for the period. Extension of contracts approved and incoming costs for new postholder no longer required this FY. Additional Locum Doctor cover required and unplanned recruitment of replacment Specialist Gynae.	green
	Technical Co-Operation	Short Term Technical Co-operation	Actual expenditure against budget as at 31 December 2014 shows an underspend of £37k (25%). This is mainly due to posts unfilled for period and unable to recruit as budgeted, in particular to Bio Medical Scientist, Staff Nurse, Social Workers, Health Promotion Trainer, Specialist Rescue Trainer & Public Protection Officers & Audit Executive. YTD actual expenditure against budget for STTC shows an underspend of approximately £435k (27%). This is mainly due to the above plus NHS funding not utilised for period .	green
8	Economic Development	Recurrent Expenditure	ESH recurrent expenditure for the period ended December is showing an underspend of £39k. Our actual spend for December is 65% against budget and YTD is 91% against Budget	green



REPORT ON KEY BAM AREAS

PERIOD 9 (DECEMBER 2014)

No.	Area		Performance Report	RAG Status
	Economic Development	Milestones	<p>Recruitment of Key Staff</p> <p>All senior management roles are filled. ESH is looking to recruit additional staff to support critical projects, these include project management, quality assurance and Tourism admin support.</p> <p>ESH refocus – this work is ongoing.</p> <p>The annual review of the ESH project logframe for 2013/14 has been finalised by DFID and will shortly be disseminated to all key stakeholders. As a result of the review, a number of KPIs have been revised in light of progress made to date</p>	green

SHG RISK REPORT PERIOD 9 (DECEMBER 2014)


NO	Directorate/ Department	Risk	Risk Mitigation	Performance Report	RAG Status after mitigation
RISKS	1 PM	Investment by DfID not forthcoming because SHG fails to deliver on efficiencies and capital spend programme	Regular monthly monitoring of capital spend programme. In addition specific issues are discussed directly with DFID & Project Managers. Areas which are off track are given specific remedial action and monitored fortnightly until progress is resumed	Approximately £2.57k capital spend at end of December 2014.	green
	2 FIN	Operation of the RMS is disrupted due to mechanical failure	Regular servicing and maintenance schedule in place to ensure operational downtime is minimised.	RMS currently on track with no major delays incurred during this month	green
	3 FD ESH	Economic and social development held back through lack of large scale investment	Energetically promote investment opportunities that are available to both local and international investors.	ESH continues to promote opportunities for investment, including through the St Helena commercial representative in South Africa. ESH recently launched a new website and will be looking to establish a presence in the UK in the last quarter of this FY. To date, no commitments to investments of a significant nature have been secured.	amber
	4.1 ESH/ SMT	Island does not embrace development and change	Robust communication plan in place and implemented. Elected Members, supported by Directors and Senior Officials, providing strong leadership consistent with the SDP vision and key messages.	Communication plan in place and is well advanced.	green
	4.2 ESH/ SMT	Councillor do not lead/ embrace change	Robust communication plan in place and implemented. Elected Members, supported by Directors and Senior Officials, providing strong leadership consistent with the SDP vision and key messages.	Communication plan in place and is well advanced.	green
	4.3 ESH/ SMT	SHG mindset does not embrace/ support change	Robust communication plan in place and implemented. Elected Members, supported by Directors and Senior Officials, providing strong leadership consistent with the SDP vision and key messages.	Communication plan in place and is well advanced.	green
	5 IT/DCS	Loss of data through IT system failure leading to inefficient SHG	Development of a disaster recovery plan. Finalisation of the File/Server project, which will automatically backup all vital files to dedicated file servers, thus restricting users from saving key documents to their hard drives.	The draft disaster recovery plan is being finalised and will be circulated during December 2014. (95%) The File Server Project has been completed. (100%)	green
	6 DHR	Loss of key professional/ technical staff leading to SHG unable to provide essential services	Workforce Plan to be introduced which will identify strategies and plans to retain key staff including Talent Management Programme, Succession Planning Strategy, review of Pay & Grading and development of Cadres. Continue applying MFS to retain key staff.	At end December 2014, this work is ongoing; cadre reviews are underway for the three frontline services, namely H&SS, Police and Education and work on a succession planning methodology is ongoing.	green
	7 CS/ SMT	Required changes to culture and working practice do not happen as required	Regular reporting and monitoring of progress to ensure that the change programme is on track.	Post Implementation reviews completed for Customs, Post Office and Customer Service Centre, with a follow-up review due for Property in the next quarter. A Transformational Change group has been established headed by the Chief Secretary and various engagement exercises will take place during January 2015. Focus has centred largely around the establishment of the new Safeguarding Directorate and considerable work has been undertaken to facilitate a smooth and seamless transition.	amber
	8 D AP	Air access compromised because SHG does not meet obligations	Work ongoing. See Airport Project Programme, Issues Registers and Risks Registers	Monitored on a monthly basis and reported to Programme Board on a bi-monthly basis.	green

SHG RISK REPORT

PERIOD 9 (DECEMBER 2014)

NO	Directorate/ Department	Risk	Risk Mitigation	Performance Report	RAG Status after mitigation
9	CP/ FIN	Divestment compromised because SHG does not meet obligations	On going programme of divestment is taken forward and support by SMT and Corporate Procurement.	SHG remains committed to divesting non-core functions. A realistic timeframe for further divestments is currently being considered by the SHG Procurement Board and will need to take account of a number of factors, including resources available to carry out detailed appraisals of these functions to determine suitability for divestment, capacity within in the private sector to take advantage of the divestment opportunities and lessons learnt from previous divestments. The following functions are currently being considered for divestment: <ul style="list-style-type: none">- Government Garage- Community Based Housing Association- Pest Control- Solid Waste- Sanitary Services	Green
	10 FIN	DAPM targets for revenue not achieved as predicted economic improvements not realised.	On going monthly report and long range forecasting to manage process. Economic policy to be reviewed in year and improvements to revenue collection to be implemented.	Revenue targets are being monitored on a monthly basis. To date actual revenue collected is not in line with the phased budget agreed at the beginning of the year. However a comprehensive review of the phasing in line with recent developments has been undertaken and further work is being done to determine the impacts of these developments on the overall targets for the year.	Green

Key to arrows

 Performance Improving

 Performance Maintaining

 Performance Data currently being collected

 Performance Worsening



St Helena Government

PERIOD 9 (DECEMBER 2014)

CLOSING BALANCE

	31 December 2014 £	31 March 2014 £
Buildings	24,597,945	24,597,945
Infrastructure	8,447,942	8,447,942
Plant, Machinery & Equipment	4,658,276	4,465,776
IT Networks & Equipment	82,010	82,010
Assets Under Construction	180,286,697	177,292,585
NET FIXED ASSETS	218,072,870	214,886,258
OTHER ASSETS		
Housing Loans	338,453	411,246
TOTAL OTHER ASSETS	338,453	411,246
CURRENT ASSETS		
Cash	673,263	757,275
Bank Accounts	5,599,457	191,989
Short-term Investments	8,770,859	7,343,886
Prepayments	1,241,207	471,473
Debtors	1,055,352	540,956
Accrued Income	647,188	656,958
Stock	1,222,825	1,205,034
Advance Accounts	53,396	37,578
TOTAL CURRENT ASSETS	19,263,547	11,205,149
CURRENT LIABILITIES		
Creditors	(1,488)	277,879
Accruals	1,150,215	1,200,227
Income received in advance	8,870,974	12,933
Income Tax received in advance	550,485	0
Suspense Accounts	(12,161)	0
Provisions	0	0
TOTAL CURRENT LIABILITIES	10,558,025	1,491,039
LONG TERM LIABILITIES		
Defined Benefit Pension Liability	38,279,000	38,279,000
Defined Contribution Pension Liability	107,274	107,274
Staff Benefits	584,499	597,975
Other funds owing to third parties	1,708,411	1,204,471
TOTAL LONG TERM LIABILITIES	40,679,184	40,188,720
NET ASSETS	186,437,661	184,822,894
RESERVES		
Reserves and Funds	180,105,078	180,109,918
Unposted Profit/(Loss)	6,332,583	4,712,976
TOTAL RESERVES	186,437,661	184,822,894



St Helena Government

MOVEMENT ON FUNDS REPORT

PERIOD 9 (DECEMBER 2014)

Recurrent

GOVERNOR	141	1,000	(859)
CORPORATE SUPPORT, POLICY & PLANNING	252,782	244,000	8,782
HUMAN RESOURCES SERVICES	0	0	0
LONGTERM TECHNICAL CO-OPERATION	0	0	0
ATTORNEY GENERAL	0	0	0
POLICE	256,143	240,000	16,143
CORPORATE FINANCE	8,820,181	8,746,000	74,181
PAYMENTS ON BEHALF OF THE CROWN	13,892,643	14,125,000	(232,357)
E&NRD - PROGRAMME MANAGEMENT UNIT	204	2,000	(1,796)
ECONOMIC DEVELOPMENT	0	0	0
PENSIONS & BENEFITS	0	0	0
SHIPPING	4,013,000	4,013,000	0
EDUCATION & EMPLOYMENT	381,227	388,000	(6,773)
HEALTH & SOCIAL SERVICES	732,707	699,000	33,707
INTERNAL AUDIT	0	0	0
AGRICULTURE & NATURAL RESOURCES	69,025	148,000	(78,975)
INFRASTRUCTURE & PROPERTY	490,415	672,000	(181,585)
ENVIRONMENTAL MANAGEMENT	22,392	0	22,392
Total Recurrent	28,930,860	29,278,000	(347,140)

Capital

PAYMENTS ON BEHALF OF THE CROWN	0	0	0
INFRASTRUCTURE & PROPERTY	0	0	0
Total Capital	0	0	0

Movement on Consolidated Fund

TRANSPORT TRADING ACCOUNT	822,946	746,000	76,946
IT TRADING ACCOUNT	452,891	447,000	5,891
ST HELENA AUDIT SERVICE	115,728	177,000	(61,272)
HOUSING SERVICE TRADING ACCOUNT	284,580	282,000	2,580
Movement on Trading Accounts	1,676,145	1,652,000	24,145

SHORTTERM TECHNICAL CO-OPERATION	1,899,093	2,000,000	(100,907)
Movement on STTC Special Fund	1,899,093	2,000,000	(100,907)

REVENUE		
FULL YEAR		
Forecast	Revised Budget	Variance
141	1,000	(859)
252,782	244,000	8,782
0	0	0
0	0	0
0	0	0
256,143	240,000	16,143
8,820,181	8,746,000	74,181
13,892,643	14,125,000	(232,357)
204	2,000	(1,796)
0	0	0
0	0	0
4,013,000	4,013,000	0
381,227	388,000	(6,773)
732,707	699,000	33,707
0	0	0
69,025	148,000	(78,975)
490,415	672,000	(181,585)
22,392	0	22,392
28,930,860	29,278,000	(347,140)

EXPENDITURE		
FULL YEAR		
Forecast	Revised Budget	Variance
164,778	158,000	(6,778)
974,982	882,000	(92,982)
279,208	278,000	(1,208)
5,459,964	5,034,000	(425,964)
53,485	52,000	(1,485)
953,157	873,000	(80,157)
918,622	807,000	(111,622)
2,645,534	3,275,000	629,466
30,823	28,000	(2,823)
1,211,000	1,275,000	64,000
3,204,342	3,278,000	73,658
2,600,412	4,013,000	1,412,588
2,741,841	2,647,000	(94,841)
5,100,815	4,595,000	(505,815)
44,037	52,000	7,963
843,341	841,000	(2,341)
1,566,338	1,505,000	(61,338)
288,615	265,000	(23,615)
29,081,294	29,858,000	776,706

SURPLUS/(DEFICIT)		
FULL YEAR		
Forecast	Revised Budget	Variance
(164,637)	(157,000)	(7,637)
(722,200)	(638,000)	(84,200)
(279,208)	(278,000)	(1,208)
(5,459,964)	(5,034,000)	(425,964)
(53,485)	(52,000)	(1,485)
(697,014)	(633,000)	(64,014)
7,901,559	7,939,000	(37,441)
11,247,109	10,850,000	397,109
(30,619)	(26,000)	(4,619)
(1,211,000)	(1,275,000)	64,000
(3,204,342)	(3,278,000)	73,658
1,412,588	0	1,412,588
(2,360,614)	(2,259,000)	(101,614)
(4,368,108)	(3,896,000)	(472,108)
(44,037)	(52,000)	7,963
(774,316)	(693,000)	(81,316)
(1,075,923)	(833,000)	(242,923)
(266,223)	(265,000)	(1,223)
(150,434)	(580,000)	429,566

0	0	0
0	0	0
0	0	0

600,000	0	(600,000)
69,000	0	(69,000)
669,000	0	(669,000)

(600,000)	0	(600,000)
(69,000)	0	(69,000)
(669,000)	0	(669,000)

28,930,860	29,278,000	(347,140)	29,750,294	29,858,000	107,706	(819,434)	(580,000)	(239,434)
-------------------	-------------------	------------------	-------------------	-------------------	----------------	------------------	------------------	------------------

822,946	746,000	76,946	434,444	555,000	120,556	388,502	191,000	197,502
452,891	447,000	5,891	407,116	382,000	(25,116)	45,775	65,000	(19,225)
115,728	177,000	(61,272)	115,861	116,000	139	(133)	61,000	(61,133)
284,580	282,000	2,580	238,098	282,000	43,902	46,482	0	46,482
1,676,145	1,652,000	24,145	1,195,519	1,335,000	139,481	480,626	317,000	163,626

1,899,093	2,000,000	(100,907)	1,899,093	2,000,000	100,907	0	0	0
1,899,093	2,000,000	(100,907)	1,899,093	2,000,000	100,907	0	0	0



St Helena Government

ANALYSIS OF REVENUE REPORT PERIOD 9 (DECEMBER 2014)

Income Tax
Customs - Other
Customs - Alcohol
Customs - Tobacco
Customs - Petrol
Customs - Diesel
Customs - Liquor Duty
Customs - Excise Duty

Taxes

Duty & Licenses Received

Court Fees & Fines
Light Dues
Cranage
Dental Fees
Fees of Office
Medical & Hospital
Trade Marks
Post Office charges
Meat Inspection Fees
Vet Services
Birth, Death & Marriage Fees
Land Registration fees
Spraying fees
Immigration Fees
Nationalisation Fees
Fish & Food Testing
Planning Fees
GIS Fees
Company Registration Fees
Parking Fees
Other Fees

Fines & Fees Received

Government Rents

Earnings Government Departments

Income Received

Commission
Interest
Currency Fund Surplus
Dividends
Argos
Grant-in-Aid
Shipping Subsidy

Treasury Receipts

Other Income

Recharges Received

TOTAL REVENUE

REVENUE				
YEAR TO DATE			FULL YEAR	
Actual	Budget	Variance	Original Budget	Revised Budget
2,964,421	3,072,250	(107,829)	3,950,000	3,950,000
1,397,944	1,595,000	(197,056)	2,204,000	2,204,000
706,561	657,000	49,561	892,000	892,000
707,873	530,000	177,873	750,000	750,000
266,293	322,350	(56,057)	450,000	450,000
355,779	190,000	165,779	247,000	247,000
12,709	21,749	(9,040)	29,000	29,000
96,628	78,750	17,878	105,000	105,000
6,508,208	6,467,099	41,109	8,627,000	8,627,000
195,001	156,685	38,316	196,440	196,440
15,025	6,390	8,635	12,000	12,000
3,891	8,244	(4,353)	11,000	11,000
1,287	3,744	(2,457)	5,000	5,000
19,743	10,530	9,213	13,768	13,768
17,191	13,500	3,691	18,000	18,000
142,041	131,175	10,866	174,968	174,968
7,244	5,720	1,524	8,400	8,400
415	1,814	(1,399)	5,000	5,000
5,379	12,344	(6,965)	16,516	16,516
14,125	8,915	5,210	11,975	11,975
2,836	2,571	265	3,300	3,300
11,447	7,498	3,949	10,000	10,000
1,351	3,200	(1,849)	4,450	4,450
37,285	39,463	(2,178)	51,672	51,672
0	0	0	0	0
4,568	7,362	(2,794)	9,812	9,812
9,307	11,250	(1,943)	15,000	15,000
11,263	12,749	(1,486)	17,000	17,000
1,130	2,187	(1,057)	3,995	3,995
0	0	0	9,000	9,000
616	1,814	(1,198)	5,550	5,550
306,144	290,470	15,674	406,406	406,406
174,057	169,432	4,625	233,374	233,374
37,751	111,223	(73,472)	146,280	146,280
14,881	73,514	(58,633)	168,345	168,345
4,743	0	4,743	0	0
34,803	126,000	(91,197)	168,000	168,000
0	0	0	200,000	200,000
24,820	18,324	6,496	36,649	36,649
26,198	25,006	1,192	25,006	25,006
10,162,503	10,162,503	0	13,550,000	13,550,000
3,009,750	3,009,750	0	4,013,000	4,013,000
13,262,817	13,341,583	(78,766)	17,992,655	17,992,655
44,782	0	44,782	0	0
965,084	1,140,024	(174,940)	1,507,500	1,507,500
21,508,725	21,750,030	(241,305)	29,278,000	29,278,000

2014/15 CAPITAL PROGRAMME MILESTONE MONITORING															
Progress made up to the end of December 2014															
SECTOR	PROJECT TITLE	PROJECT PACKAGES	QUARTER 1			JULY	QUARTER 2		SEPTEMBER	OCTOBER	QUARTER 3		JANUARY	QUARTER 4	
			APRIL	MAY	JUNE		AUGUST	NOVEMBER			DECEMBER	FEBRUARY		MARCH	
ENERGY	E1 - Reducing Reliance on Fuel	PV System for CCC	Procurement of PV Systems	Roof Structural Assessment. Finalise Specifications	Finalise Design	Planning Approval	Installation of PV Systems	Commissioning of PV Systems							
		Solar Farm				DFID Funding Approval	Preparation of Specifications	Stakeholder Consultation & Planning Approval	Procurement of Supplier & Contractor	Finalise PV System Designs	Procurement of PV System Equipment	Construction of Solar System	Construction of Solar System	Construction & Commissioning of Solar System	
	E2 - Power Systems Improvements	Power Station Acoustic Louvers	Preparation of Specifications	Finalise Specifications	Expressions of Interest from Suppliers	Procurement of Supplier & Contractor	Procurement of Supplier & Contractor	Procurement of Supplier & Contractor	Installation of components						
		HV Transformer Replacement	Assessment Start	Assessment Completed	Procurement of Contractor	Installation of Transformers	Installation of Transformers	Installation of Transformers							
	E6 - Electricity Supply for Airport	HV & LV Electricity Supply to Airport Development Area	Further Consultation with Air Access Office & Basil Read	Further Consultation with Air Access Office & Basil Read	Further Consultation with Air Access Office & Basil Read	Further Consultation with Air Access Office & Basil Read	Finalise Consultation with Air Access Office & Basil Read	Finalise Systems Specifications	Construction of Revised & Remaining Electricity Supply	Construction of Revised & Remaining Electricity Supply	Commissioning of Electricity Supply				
SEWERAGE	S2 - Upgrading Sewerage Systems	Land Surveys - Half Tree Hollow Sewerage Systems	Technical Assessment, Project Specifications, Procurement of Surveyors	Procurement of Surveyors	Procurement of Surveyors	Mobilisation of Surveyors & Survey Work	Survey Work								
		Upgrading Half Tree Hollow Sewerage Systems	Fairhurst Completing Feasibility Study Report - Half Tree Hollow Sewerage Systems	Fairhurst Completing Feasibility Study Report - Half Tree Hollow Sewerage Systems	Review Sewerage Feasibility Report for Half Tree Hollow & Project Specifications	Procurement of Consultants for Design	Compiling Waste Water Management Specifications	Prepare Designs and Final Cost Estimates	Prepare Designs and Final Cost Estimates	Procurement of Package Sewage Treatment Plant	Procurement of Package Sewage Treatment Plant	Construction of Package Sewage Treatment Plant	Construction of Package Sewage Treatment Plant	Construction of Package Sewage Treatment Plant & Commissioning	
WATER	W2/3 - Immediate Water needs	Land Surveys - Water Systems (Lot 1)	Technical Assessment, Project Specifications, Procurement of Surveyors	Procurement of Surveyors	Procurement of Surveyors	Mobilisation of Surveyors & Survey Work	Survey Work								
		Levelwood to Greenhill Treated Water Supply Pipeline	Carry out Technical Assessment	Carry out Technical Assessment	Carry out Technical Assessment	Prepare Project Specifications	Procurement of Consultants for Design	Prepare Designs and Final Cost Estimates	Procure Contractor for Construction	Construction of Works	Construction of Works	Construction of Works	Construction of Works	Construction of Works	Construction & Commissioning
		Greenhill to Bamboo Hedge Treated Water Supply Pipeline	Carry out Technical Assessment	Carry out Technical Assessment	Carry out Technical Assessment	Prepare Project Specifications	Procurement of Consultants for Design	Prepare Designs and Final Cost Estimates	Procure Contractor for Construction	Construction of Works	Construction of Works	Construction of Works	Construction of Works	Construction of Works	Construction & Commissioning
		Water Treatment Works	Complete Refurbishment & Upgrading	Commissioning of Plant	Commissioning of Plant & Snagging			TES Return to Amend Snags							
		Rose Hill to Woody Ridge Treated Water Supply Pipeline					Prepare Project Specifications	Prepare Detailed Designs & Cost Estimates	Procurement of Contractor for Construction	Construction of Works	Construction of Works	Commissioning of Works			
		Frenches Gut to head o'Wain Water Supply Pipeline					Prepare Project Specifications	Prepare Detailed Designs & Cost Estimates	Procurement of Contractor for Construction	Construction of Works	Construction of Works	Construction of Works	Commissioning of Works		
		Upgrading High Knoll Treated Water Supply Pipeline		Prepare Project Specifications	Procurement of Contractor for Construction	Construction of Works	Construction and Commissioning of Works								
		Land Surveys - Water Systems (Lot 2)	Technical Assessment, Project Specifications, Procurement of Surveyors	Procurement of Surveyors	Procurement of Surveyors	Mobilisation of Surveyors & Survey Work	Survey Work	Survey Work							
		Upgrading Redhill Raw Water Systems			Technical Assessments	Prepare Project Specifications	Prepare Project Specifications	Prepare Detailed Designs & Cost Estimates	Procurement of Contractors for Construction	Construction of Works	Construction of Works	Construction of Works	Commissioning of Works		
		Upgrading Huttsgate Raw Water Systems			Technical Assessments	Prepare Project Specifications	Prepare Project Specifications	Prepare Detailed Designs & Cost Estimates	Procurement of Contractors for Construction	Construction of Works	Construction of Works	Construction of Works	Commissioning of Works		
		Upgrading Redhill WTW Operational Depot			Technical Assessments		Preparation of Project Specifications	Preparation of Project Specifications	Prepare Detailed Designs & Cost Estimates	Prepare Detailed Designs & Cost Estimates	Procurement of Contractor for Construction	Construction of Works	Construction of Works	Construction and Commissioning of Works	
		PROPERTY (GENERAL)	Backlog Maintenance: GLH	GLH - Rewiring	Advertise for Electricians	Tender Process completed	6 flats rewired from Phase 1	6 flats rewired	6 flats rewired	6 flats rewired	All Jamestown flats rewired				
GLH - External works	Advertise for contractors				Expressions of interest received	Tender Process Completed	Start works		3 blocks completed			2 blocks completed			
Backlog Maintenance: Operational	Schools Rewiring						Tender Process completed	Start works at Pilling		Complete works at Pilling	Start works at St Pauls			Completed works at St Pauls	
	Interior Decorations - Pilling School		Add on Rolling Procurement plan			Receive Authority to commence	Advertise for contractors		Start tender process	Tender Process completed	Start works		Complete works		
Relocations (SHG Offices)							Exco endorse relocations memo	Tender process started for Police relocation	Contract signed works start on site. IT Relocated.				All works completed		
PROPERTY (HEALTH & SOCIAL WELFARE)	CBU / Barnview	CBU	Works start	Roof clean and painted	Internal strip out completed	Demolition works completed	Blockwork, drainage, ramps, stud partition wall and ceilings completed	All windows installed & electrical & plumbing works completed		External works and painting completed	All works completed & Building handover				
		Barnview	Client Brief agreed	Detailed design complete	Designs submitted to Planning	planning amendments	Start specifications	Client sign off		Advertise for contractors	Tender process start	Tender process completed	Works start		
	Hospital Refurbishment		Contract negotiations	Contract negotiations	Contract negotiations	Design put on hold & Equipment & costing information provided from BR		Contract Signed, Planning and building regs submitted	Agreed phasing plan with hospital	Planning determined	Start to mobilise on site	Stage payments/ letter of engagement issued to order material			
	Cape Villa		Works continuing on site		Problems sorted with stabilising the bank	Contractor continues with works							Works completed		
PROPERTY (POLICE)	Prison			Drainage route & layout completed by Drawing Office/PM		Metal Frame design signed of and submitted along with Plans to the Building inspector for checking	Specification start	Specification completed and given to Procurement along with final plans	Tender phase initiated. Site visits carried out with interested contractors					Contractor starts on site	
	Fire Station	Ground Works		Final Proposal Agreed and planning approved	Authorisation received from Procurement Board	Tender Advertised		Tender awarded for ground works, and contractor starts on site	Ground works completed						
		Building Works		Tender Documents Prepared				Tender out for Building	Tender due back	Appoint contractor/mobilisation					
HOUSING	Development of Exemplar Housing	Infrastructure works			Advertise for Contractor		Tender Process completed	Appoint Contractor	Start on Site					Practical Completion	
		Houses					Advertise for contractor	Tender Process complete	Appoint Contractor			Start on Site		Complete all foundations	
	Feasibility work for set-up of housing association							CBHO Decision	Advertise year 2 work	Closing date	Appoint year 2 consultancy				
EMD	Solid Waste Management Project	Land fill site	Land rover, Tractor & Agricultural Trailer arrive on Island					All works completed / snagging list completed	Practical completion certificate issued						
		Wheelie Bins		Wheelie bins arrive on Island					All Wheelie Bins Distributed						
ROADS	R1 - Acquiring Plant & Resurfacing of Main Network Roads			Longwood Gate - Colts shed	Longwood Gate to Colts shed	Longwood gate - Longwood Hangings	Scotland - Sunny Side Junction	HTH CC - Cow Path	HTH CC - Cow Path			HTH CC - Cowpath completed			
		Constitution Road					Constitution Road	New Bridge - Briars (masonry works)	New Bridge - Briars	New Bridge - Briars	New Bridge - Briars completed		Hutts Gate - Longwood		
	R2							Tender Documents completed and handed to procurement	Approval obtained from Procurement	Tender process start	Tender Process completed and contract awarded.	Start on Site			

[illegible]

St Helena Capital Programme 2014-15
Expenditure to 31st December 2014

Sector	Project	Funding Source		2014-15				Total 2014-15
				Quarter 1	Quarter 2	Quarter 3	Quarter 4	
Connect	E1 - Reducing Reliance on Diesel	DFID	Budget	75,000	60,000	6,000	0	141,000
			Revised	75,000	60,000	506,000	500,000	1,141,000
			Revised spend	0	16,069	562,465	562,466	1,141,000
			Actuals	0	16,069	1,005,938	0	1,022,007
			Variance	0	0	(443,473)	562,466	118,993
	E2 - Power Systems Improvements	DFID	Budget	30,000	30,000	10,000	0	70,000
			Revised	30,000	30,000	10,000	0	70,000
			Revised spend	300	109	34,796	34,795	70,000
			Actuals	300	109	16,686	0	17,095
			Variance	0	(0)	18,110	34,795	52,904
	E6 - New Electricity Supply to Airport (Enablers for Air Access)	DFID	Budget	0	51,000	100,000	0	151,000
			Revised	0	51,000	100,000	0	151,000
			Revised spend	0	0	75,500	75,500	151,000
			Actuals	0	0	20,804	0	20,804
			Variance	0	0	54,696	75,500	130,196
	W2-3 - Water Immediate Needs (Incorporating former W1)	DFID	Budget	200,000	400,000	200,000	176,159	976,159
			Revised	200,000	400,000	200,000	176,159	976,159
			Revised spend	0	190,699	392,730	392,730	976,159
			Actuals	0	190,699	319,269	0	509,968
			Variance	0	0	73,461	392,730	466,191
	S2 - Sewage Works Implementation	DFID	Budget	21,000	250,000	500,000	260,000	1,031,000
			Revised	21,000	250,000	500,000	260,000	1,031,000
			Revised spend	0	11,482	509,759	509,759	1,031,000
			Actuals	0	11,482	36,588	0	48,070
			Variance	0	0	473,171	260,000	982,930
	Renovation/Extension of Sheltered Accommodation Cape Villa	DFID	Budget	100,000	150,000	105,000	100,000	455,000
			Revised	100,000	150,000	105,000	100,000	455,000
			Revised spend	63,480	58,250	187,135	187,135	496,000
			Actuals	63,480	58,250	156,338	0	278,068


Property (Health and Social Welfare)			Variance	0	0	30,797	187,135	217,932
	Supported Accommodation (CBU/Barn View)	DFID	Budget	75,000	75,000	75,000	75,000	300,000
			Revised	75,000	75,000	75,000	75,000	300,000
			Revised spend	2,124	92,830	153,028	102,018	350,000
			Actuals	2,124	92,830	91,058	0	186,012
			Variance	0	(0)	61,969	102,018	163,988
	Hospital Refurbishment	DFID	Budget	0	300,000	500,000	500,000	1,300,000
			Revised	0	300,000	500,000	500,000	1,300,000
			Revised spend	500	430	1,111,541	439,038	1,551,509
			Actuals	500	430	4,058	0	4,988
			Variance	(0)	(0)	1,107,483	439,038	1,546,521
Property (General)	Hospital Equipment	SHG	Budget	50,000	50,000	50,000	0	150,000
			Revised	90,000	50,000	50,000	0	190,000
			Revised spend	84,850	13,340	41,000	50,810	190,000
			Actuals	84,850	13,340	0	0	98,189
			Variance	0	0	41,000	50,810	91,811
	Backlog Maintenance: GLH	DFID	Budget	18,750	176,250	120,000	70,000	385,000
			Revised	18,750	176,250	120,000	70,000	385,000
			Revised spend	32,454	28,139	137,204	137,204	335,000
			Actuals	32,454	28,139	76,534	0	137,126
			Variance	0	0	60,669	137,204	197,874
	Backlog Maintenance:Operational (Education and Hospital 2013-14)	DFID	Budget	0	56,000	100,000	94,000	250,000
			Revised	4,000	56,000	100,000	90,000	250,000
			Revised spend	67,776	27,954	52,135	52,135	200,000
			Actuals	67,776	27,954	21,137	0	116,866
			Variance	0	0	30,998	52,135	83,134
	Relocations (SHG Offices/Castle Refurb)	DFID	Budget	0	160,000	160,000	160,000	480,000
			Revised	0	160,000	160,000	160,000	480,000
			Revised spend	51	1,038	309,456	59,456	370,000
			Actuals	51	1,038	91,483	0	92,572
			Variance	0	(0)	217,973	59,456	277,428
	Prison	DFID	Budget	0	0	0	400,000	400,000
			Revised	0	0	0	100,000	100,000

Property (Police)			Revised spend	2,810	1,983	48,104	48,104	121,000
			Actuals	2,810	1,983	1,575	0	6,368
			Variance	(0)	0	46,529	48,104	114,632
	Fire Station	DFID	Budget	0	100,000	100,000	100,000	300,000
			Revised	0	100,000	100,000	100,000	300,000
			Revised spend	938	3,919	147,572	147,572	300,000
		Actuals	938	3,919	24,449	0	29,305	
		Variance	0	(0)	123,123	147,572	270,695	
Housing	Development of Exemplar Housing	DFID	Budget	0	250,000	250,000	215,000	715,000
			Revised	0	150,000	100,000	100,000	350,000
			Revised spend	2,808	2,592	172,300	172,300	370,000
			Actuals	2,808	2,592	64,806	0	70,206
			Variance	0	(0)	107,494	172,300	299,794
	Feasibility Work for Set-Up of Housing Association	DFID	Budget	0	0	60,000	0	60,000
Revised			0	0	60,000	0	60,000	
Revised spend			0	0	0	0	0	
		Actuals	0	0	0	0	0	
		Variance	0	0	60,000	0	60,000	
EMD	Solid Waste Management	DFID	Budget	73,656	0	0	0	73,656
			Revised	13,644	0	50,000	50,000	113,644
			Revised spend	8,979	36	52,315	52,315	113,644
		Actuals	8,979	36	16,815	0	25,831	
		Variance	(0)	(0)	35,499	52,315	87,813	
Roads	R1 - Acquiring Plant & Resurfacing of Main Network Roads	EDF10	Budget	100,000	200,000	200,000	250,000	750,000
			Revised	100,000	200,000	200,000	250,000	750,000
			Revised spend	57,190	136,182	278,314	278,314	750,000
			Actuals	57,190	136,182	230,539	0	423,911
			Variance	(0)	0	47,775	278,314	326,089
	R2 - Improvements to Field Road and Side Path	DFID	Budget	0	30,000	30,000	40,000	100,000
Revised			0	30,000	30,000	40,000	100,000	
Revised spend			0	0	30,000	40,000	70,000	
		Actuals	0	0	125	0	125	
		Variance	0	30,000	29,875	40,000	69,875	

Wharf	Phase 1 Wharf Improvements (Jamestown)	EDF9	Budget	1,000,000	108,000	0	0	1,108,000
			Revised	1,000,000	108,000	0	0	1,108,000
			Revised spend	9,029	3,246	95,725	1,000,000	1,108,000
			Actuals	9,029	3,246	5,927	0	18,203
			Variance	(0)	(0)	89,798	1,000,000	1,089,797
	Phase 2 Wharf Improvements (Rupert's)	EDF10	Budget	3,503,347	1,266,138	1,052,328	245,068	6,066,881
			Revised	3,503,347	1,266,138	1,052,328	245,068	6,066,881
			Revised spend	2,337,744	0	1,864,569	1,864,569	6,066,881
			Actuals	2,337,744	0	333,427	0	2,671,170
			Variance	0	1,266,138	1,531,142	1,864,569	3,395,711
	Engineering support to Main Wharf Works	EDF 9	Budget	0	0	0	0	0
			Revised	0	0	0	0	0
			Revised spend	0	0	2,253	0	2,253
			Actuals	0	0	2,583	0	2,583
			Variance	0	0	(330)	0	(330)
	Jamestown Wharf Development	DFID	Budget	0	0	0	0	0
			Revised	0	0	0	0	0
			Revised spend	0	0	10,099	0	10,099
			Actuals	0	0	10,099	0	10,099
			Variance	0	0	(0)	0	(0)
UNDP	Supporting Victims of Domestic Violence	UNDP	Budget	0	0	35,000	0	35,000
			Revised	0	0	0	0	0
			Revised spend	0	0	0	30,000	30,000
			Actuals	0	0	0	0	0
			Variance	0	0	0	30,000	30,000
Feasibility	Feasibility Work to Support Project Development	DFID	Budget	0	0	20,000	0	20,000
			Revised	0	0	20,000	0	20,000
			Revised Spend	0	0	10,000	10,000	0
			Actuals	0	0	0	0	0
			Variance	0	0	10,000	10,000	20,000
	Total Programme		Budget	5,246,753	3,712,388	3,673,328	2,685,227	15,317,696
			Revised	5,230,741	3,612,388	4,038,328	2,816,227	15,697,684
			Revised spend	2,671,033	588,298	6,277,996	6,246,218	15,803,545

		Actuals	2,671,032	588,297	2,530,238	0	5,789,567
		Variance	1	1	3,747,758	6,246,218	10,013,977
	Total DFID eligible (Plus SHG) (£5million + £1million + £1million + £100,000 2014-15)	Budget	593,406	2,088,250	2,336,000	2,190,159	7,207,815
		Revised	537,394	1,988,250	2,736,000	2,321,159	7,582,803
		Revised spend	182,220	435,530	3,996,136	3,022,525	7,656,411
		Actuals	182,219	435,530	1,957,763	0	2,575,511
		Variance	1	0	2,038,373	3,022,525	5,080,900
	Total SHG (Funding rolled over from 2013/14 for Hospital Equipment)	Budget	50,000	50,000	50,000	0	150,000
		Revised	90,000	50,000	50,000	0	190,000
		Revised spend	84,850	13,340	41,000	50,810	190,000
		Actuals	84,850	13,340	0	0	98,189
		Variance	0	0	41,000	50,810	91,811
	Total EDF9	Budget	1,000,000	108,000	0	0	1,108,000
		Revised	1,000,000	108,000	0	0	1,108,000
		Revised spend	9,029	3,246	97,978	1,000,000	1,110,253
		Actuals	9,029	3,246	8,510	0	20,786
		Variance	(0)	(0)	89,468	1,000,000	1,089,467
	Total EDF10	Budget	3,603,347	1,466,138	1,252,328	495,068	6,816,881
		Revised	3,603,347	1,466,138	1,252,328	495,068	6,816,881
		Revised spend	2,394,934	136,182	2,142,883	2,142,883	6,816,881
		Actuals	2,394,934	136,182	563,966	0	3,095,081
		Variance	0	0	1,578,917	2,142,883	3,721,800
	Total UNDP	Budget	0	0	35,000	0	35,000
		Revised	0	0	0	0	0
		Revised spend	0	0	0	30,000	30,000
		Actuals	0	0	0	0	0
		Variance	0	0	0	30,000	30,000

Project Remit: Feasibility, Design, Construction

 Not yet scoped in detail or approved by Ex-Co

Additional funds to be included in 2014-15
programme include:
£50k ring-fenced for X-Ray from 2013-14 SHG
Contribution